

TUBE•LINE™

Tubeline Manufacturing Limited
6455 Reid Woods Drive RR #4
Elmira, Ontario, Canada N3B 2Z3

Email: sales@tubeline.ca

Fax: 519.669.5808

Tel: 519.669.9488

Toll-free (North America): 1.888.856.6613

www.tubeline.ca

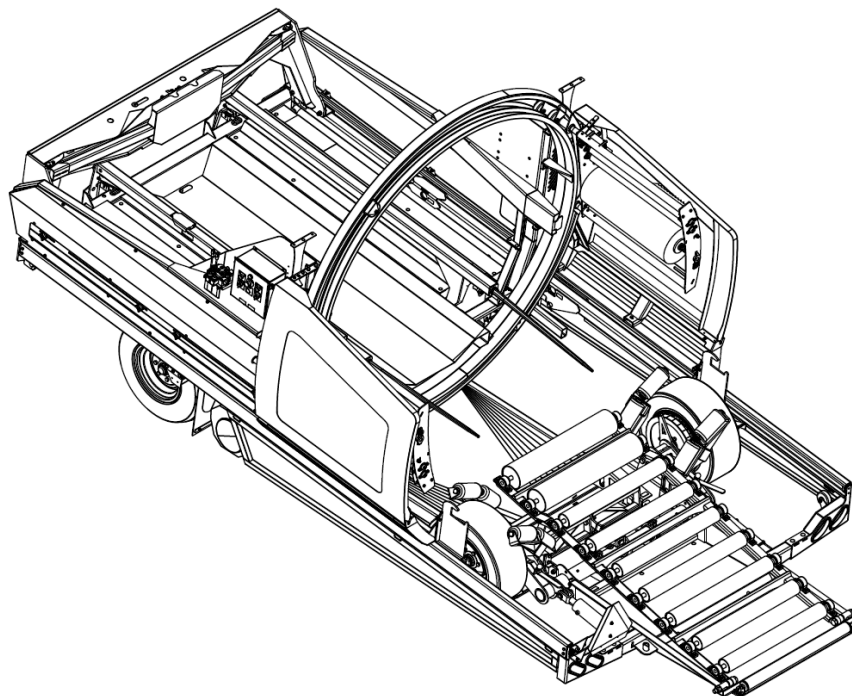
Parts Manual

Keep this manual with the machine at all times.

TL60LSV

Balewrapper

TL60LSV



Parts Manual

Thank you for choosing the Tubeline TL60LSV Balewrapper. Our hope is that it will give you many years of productive service. This machine is designed to wrap bales in a continual line with plastic film.

Parts Manual Usage

This parts manual is used to order replacement parts by means of part breakdowns and their corresponding part lists. Each page contains a different range of integrated parts. Each illustration visually represents machine components. The part lists contain information needed to order replacement parts. Part lists include the following columns:

ITEM - Number matching parts breakdown balloons.

QTY - Quantity of components included in this breakdown, not entire machine.

PART NUMBER - The number to be used when placing an order.

DESCRIPTION - Term used to confirm its matching part number.

NOTE - Column may be added to part lists when a serial break or additional information is required.

Remember to always have your machine model and serial number on hand when ordering parts.

Part Orders

Part orders are taken by your local Tubeline dealer and fulfilled through a regional distributor. For quick service please record your dealer name and contact information in the *Serial Number* section.

Manuals

Parts manuals are printed and shipped with machines as they leave the manufacturer. Your machine may include parts or features not yet included in the initially shipped manual. The latest manual version can be found at www.tubeline.ca/support. Tubeline reserves the right to update and change manuals as seen fit. Dealers are informed of any pressing changes/ modifications. They can help you with any questions regarding replacement parts.

Serial Number

The implement serial number is located on the front left corner of the frame. (See below) This number helps us to track changes and improvements and must be mentioned when ordering parts or requesting service. For your convenience, a space has been provided inside the front cover of this manual to record the serial number, model number, purchase date, and dealer name.

Model No: _____

Serial No: _____

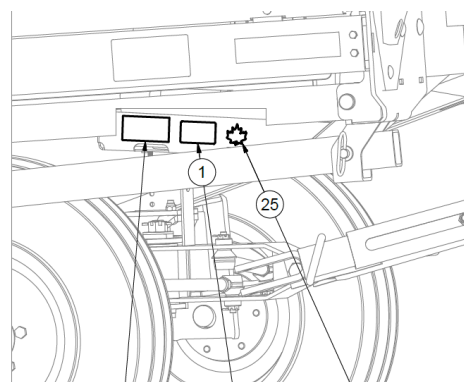
Date Purchased: _____

Dealer Name: _____

Dealer Contact: _____

Engine Model No: _____

Engine Serial No: _____





Inline Wrapper 3 Year Limited Warranty Statement *(Excludes Individual Wrapper)*

All Equipment is sold subject to mutual agreement that it is warranted by Tube-Line Manufacturing Ltd (hereinafter the company) to be free from defects in material and workmanship. The company's liability shall be limited exclusively to the original owner to replace or repair without charge, at its factory or elsewhere, at its discretion, any defects in material or workmanship which become apparent in the first year from the date on which the equipment was purchased. In the second and third year the company will supply at no charge replacement of defective parts only. Installation and freight will be at the expense of the owner.

Components supplied by third parties and not manufactured by the company will carry such warranty as extended by such parties, such as but not limited to, tires, batteries, electrical components, hydraulics and engines.

The buyer by the acceptance of the equipment will assume all liability for any damages which may result from accident, abuse or misuse by his employees or others. Any equipment that has been altered or modified without prior written authorization by the company will render the warranty null and void.

No employee or representative of the company is authorized to make changes to this warranty or grant additional warranty terms unless authorized in writing by management of the company.

The company shall not be liable for special, indirect or consequential damages of any kind including but not limited to, loss of revenue, rental replacement costs or other losses.

Normal wear and tear from normal use of the equipment is not warranted. The end user is expected to maintain and service the equipment in accordance with accepted practices. Failure to do so will void the terms of this warranty.

Warranty coverage is null and void unless Warranty Registration form has been completely filled in and is on file at Tube-Line Manufacturing Ltd.

NOTE: Newest manual version can be found at www.tubeline.ca/support

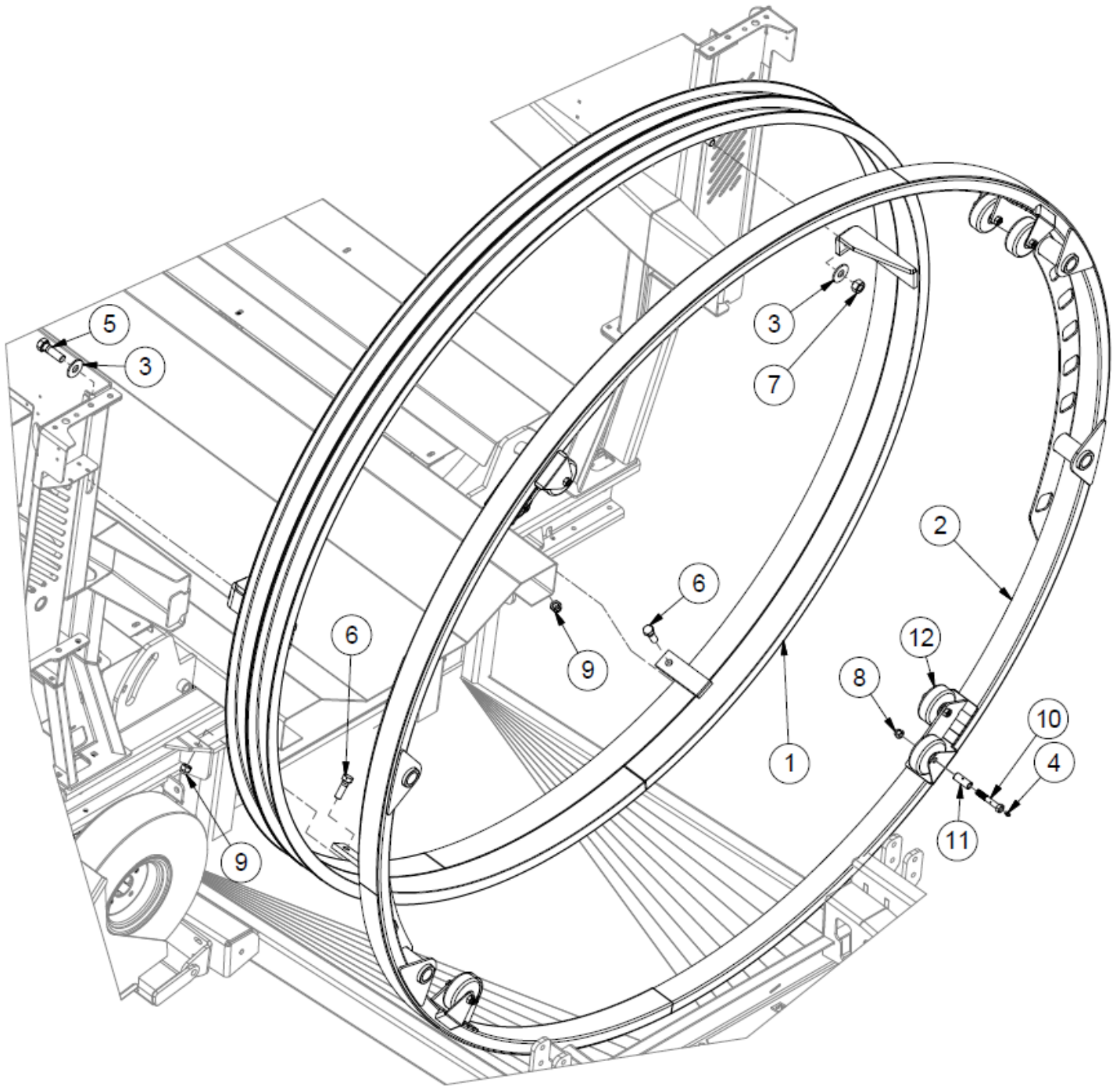
Table of Contents

| | |
|---|------------|
| Parts Manual | I |
| Parts Manual Usage | I |
| Part Orders | I |
| Manuals | I |
| Serial Number | I |
| Inline Wrapper 3 Year Limited Warranty Statement (<i>Excludes Individual Wrapper</i>) | II |
| Section 1: Basic Parts | 1-1 |
| Hoop | 1-2 |
| Hoop Drive | 1-4 |
| Plastic Film Carrier | 1-6 |
| Left Hoop Brace | 1-8 |
| Right Hoop Brace | 1-10 |
| Safety Guard | 1-12 |
| Maintenance Guard | 1-14 |
| Cylinder Supports | 1-16 |
| Front Corners | 1-18 |
| Side Rails | 1-20 |
| Front Pushoff | 1-22 |
| Bale Deck | 1-24 |
| Bale Saddles | 1-26 |
| Table Trigger | 1-28 |
| Steering | 1-30 |
| Roller Bed | 1-32 |
| Rear Axle | 1-34 |
| Parking Brake | 1-36 |
| Rear Light Brackets | 1-38 |
| Guide Rollers - Standard | 1-40 |
| Section 2: Engines | 2-1 |
| TL13HP - 13hp Honda | 2-1 |
| TL20HP - 20hp Honda | 2-3 |
| 13hp Throttle Linkage | 2-5 |
| 20hp Throttle Linkage | 2-7 |
| Section 3: Hydraulics | 3-1 |
| Hydraulic Layout - Front Circuits | 3-1 |
| Hydraulic Layout - Rear Circuits | 3-3 |
| Hydraulic Oil Tank | 3-5 |
| Section 4: Electrical | 4-1 |
| Control Panel | 4-1 |
| Battery | 4-3 |
| Section 5: Options | 5-1 |
| TLHPD5000 - Single Power Drive | 5-1 |
| TLHPDD5000 - Dual Power Drive | 5-3 |
| TLNWLKLED - LED Night Light Kit | 5-5 |
| TLNWLK - Halogen Night Light Kit | 5-7 |
| TLRSSKX2HD(E) - Remote Control Kits | 5-9 |
| TLMPO-6000 - Bale Dispatch Arm | 5-11 |
| TLGS - Laser Guidance System | 5-13 |
| TLPSSK - Plastic Sensor Shutdown Kit | 5-15 |
| TLPSSKW - Plastic Sensor Shutdown Kit | 5-17 |

| | |
|---------------------------------------|------------|
| TLTWKOFF - Offset Twin Wrap Kit | 5-19 |
| TLRF - Suspension Axle | 5-21 |
| Section 6: Decals | 6-1 |
| Safety Decal Locations | 6-1 |
| Safety Decal List | 6-2 |
| Imperial Torque Value Chart | 7-1 |
| Metric Torque Value Chart | 8-1 |

Section 1: Basic Parts

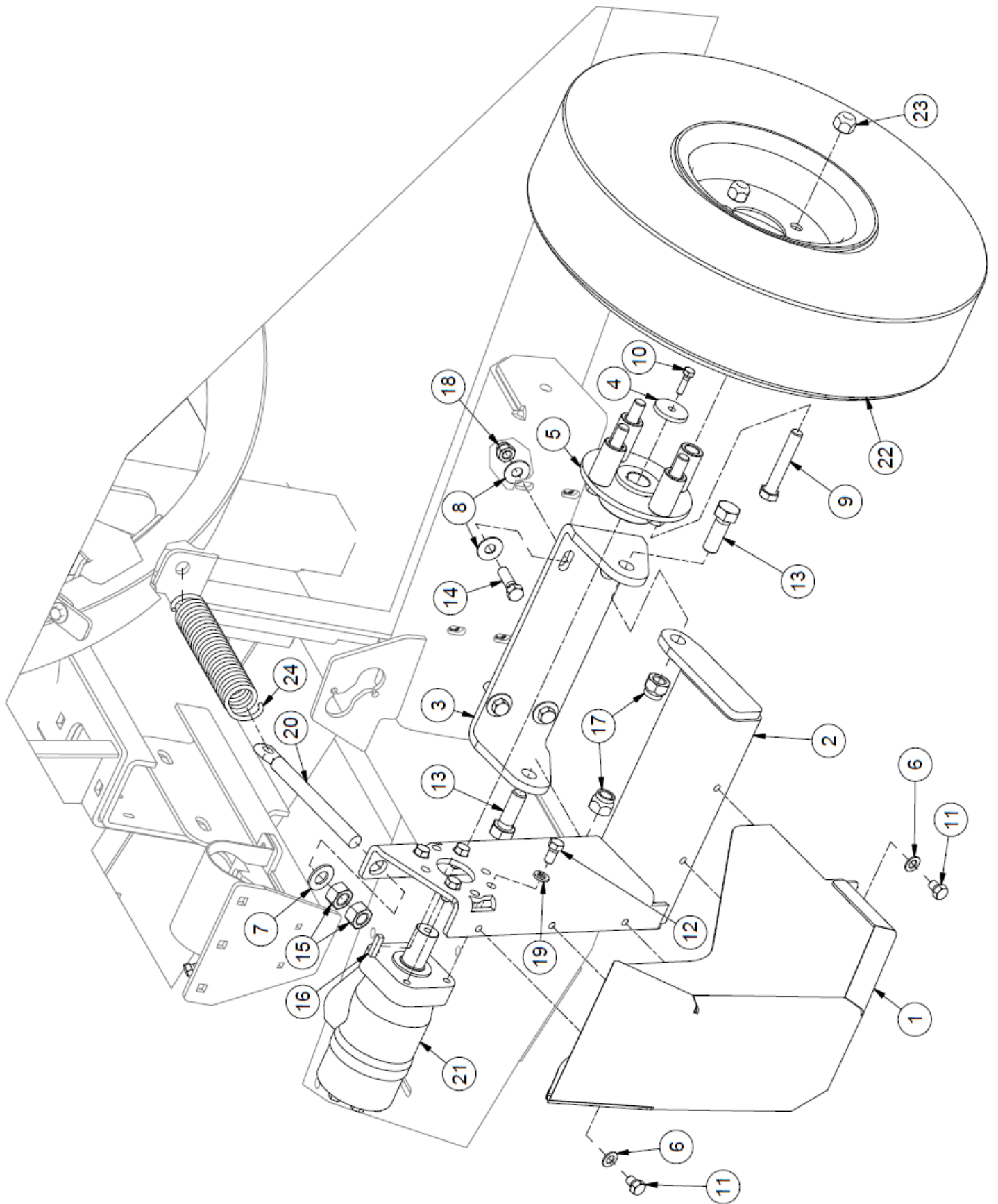
Hoop



Hoop

| ITEM | QTY | PART NUMBER | DESCRIPTION |
|------|-----|------------------|---|
| 1 | 1 | 44258 | Large 5000 Inner Hoop |
| 2 | 1 | 44265 | Large 5000 Outer Hoop |
| 3 | 4 | FW 3/4 | Flatwasher - 3/4" Zinc Plated USS |
| 4 | 8 | GR 1/4 X 28 | Grease Fitting 1/4-28 Straight-Standard Zerk |
| 5 | 2 | HB 3/4-10X2.5 Z5 | Hex Bolt 3/4-10x2 1/2 Grade 5 Zinc Plated Hex Cap Screw |
| 6 | 2 | HB 5/8-11X2 Z5 | Hex Bolt 5/8-11x2 Grade 5 Zinc Plated Hex Cap Screw |
| 7 | 2 | HN 3/4 | Hex Nut 3/4"-10 Grade 5 Zinc Plated Finished |
| 8 | 8 | LN 1/2 N | LN 1/2-13 Zinc Plated Nylon Insert Lock Nut |
| 9 | 2 | LN 5/8 N | LN 5/8-11 Zinc Plated Nylon Insert Lock Nut |
| 10 | 8 | TL500-100-015 | Hoop Wheel Axle Bolt |
| 11 | 8 | TL550-200-016 | Spanner |
| 12 | 8 | TLWHEEL01 | Hoop Wheel |

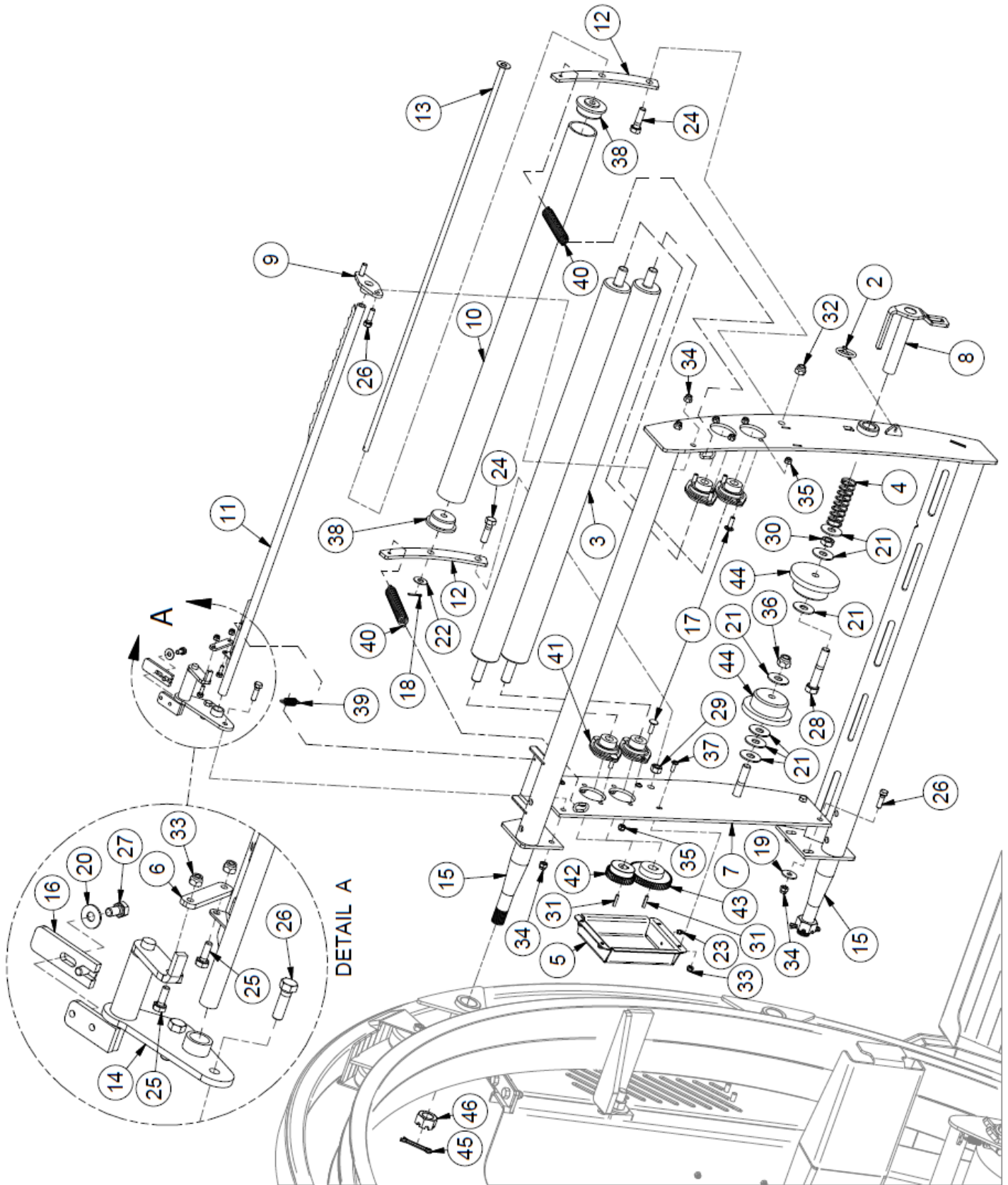
Hoop Drive



Hoop Drive

| ITEM | QTY | PART NUMBER | DESCRIPTION | NOTE |
|------|-----|-------------------|--|-------------|
| 1 | 1 | 41378 | Hoop Wheel Guard | |
| 2 | 1 | 44238 | Hoop Motor Mount | |
| 3 | 1 | 44239 | Hoop Wheel Base | |
| 4 | 1 | 44240 | Hoop Motor Plate | |
| 5 | 1 | 44241 | Hoop Drive Wheel Hub | |
| 6 | 5 | FW 3/8 | Flatwasher - 3/8" Zinc Plated USS | |
| 7 | 1 | FW 5/8 | Flatwasher - 5/8" Zinc Plated USS | |
| 8 | 8 | FW 7/16 | Flatwasher - 7/16" Zinc Plated USS | |
| 9 | 4 | HB 1/2-20 X3 YZ8 | Hex Bolt 1/2-20x3 Grade 8 Zinc Hex Cap Screw | |
| 10 | 1 | HB 1/4-20X1 Z5 | Hex Bolt 1/4-20x1 Grade 5 Zinc Plated Hex Cap Screw | |
| 11 | 5 | HB 3/8-16X0.5 Z5 | Hex Bolt 3/8-16x1/2 Grade 5 Zinc Plated Hex Cap Screw | |
| 12 | 4 | HB 3/8-16X0.75 Z5 | Hex Bolt 3/8-16x3/4 Grade 5 Zinc Plated Hex Cap Screw | |
| 13 | 2 | HB 5/8-11X1.75 Z5 | Hex Bolt 5/8-11x1 3/4 Grade 5 Zinc Plated Hex Cap Screw | |
| 14 | 4 | HB 7/16-14X1.5 Z5 | Hex Bolt 7/16-14x1 1/2 Grade 5 Zinc Plated Hex Cap Screw | |
| 15 | 2 | HN 5/8 | Hex Nut 5/8"-11 Grade 5 Zinc Plated Finished | |
| 16 | 1 | KS40254 | Keystock .25 x 1 | |
| 17 | 2 | LN 5/8 N | LN 5/8-11 Zinc Plated Nylon Insert Lock Nut | |
| 18 | 4 | LN 7/16 N | LN 7/16-14 Zinc Plated Nylon Insert Lock Nut | |
| 19 | 4 | LW 3/8 | LW - 3/8" Zinc Plated Medium Split | |
| 20 | 1 | PP00051 | Flat Eye Bolt 5/8 X 7.0 | |
| 21 | 1 | TL5X2-200-050 | Hydraulic Motor | |
| 22 | 1 | TL500-100-052 | Drive Wheel | 5.70-8 Tire |
| 23 | 4 | TL500-100-054 | Wheel Nut, 1/2" | |
| 24 | 1 | TL500-101-231 | Wheel Tensioner Spring | |

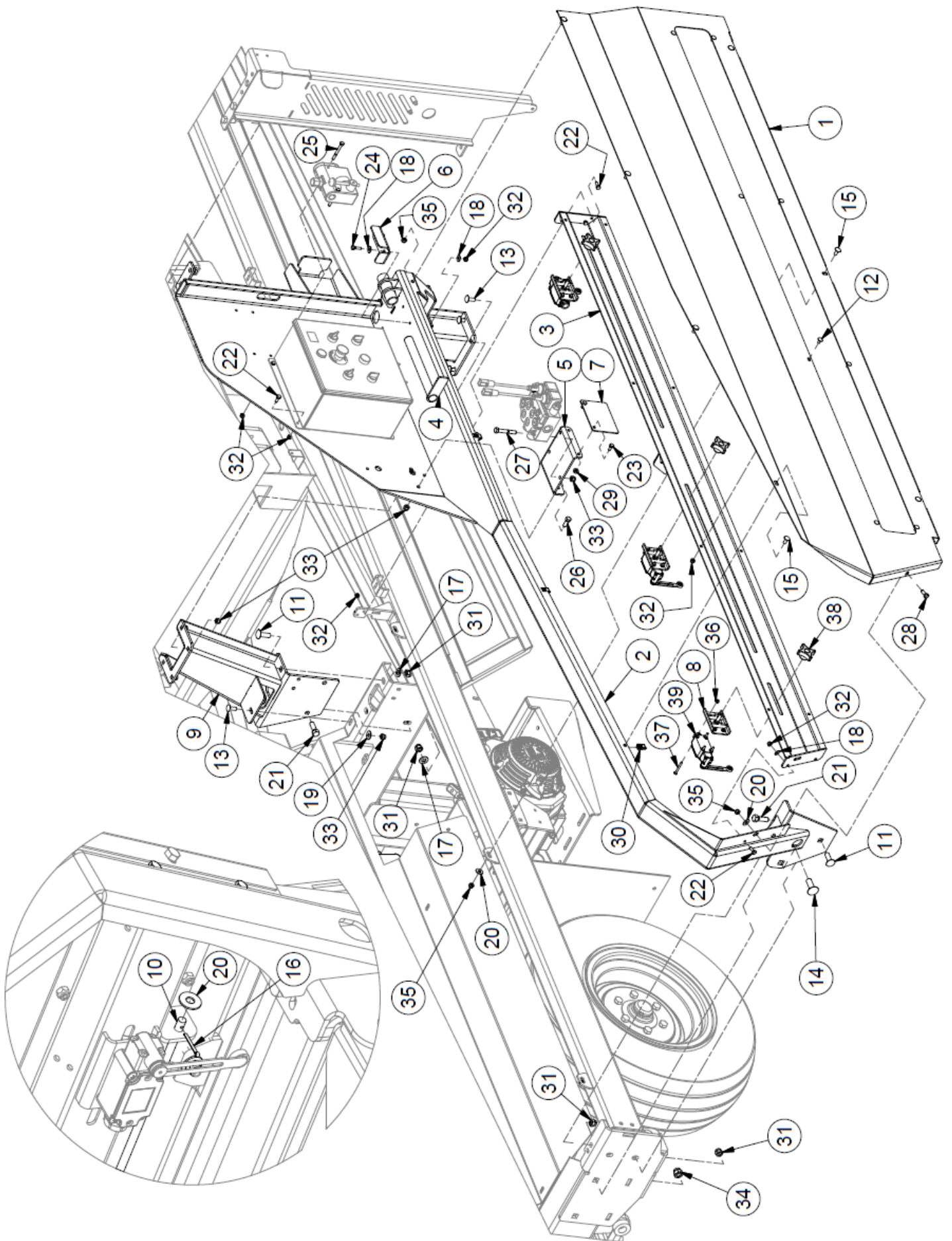
Plastic Film Carrier



Plastic Film Carrier

| ITEM | QTY | PART NUMBER | DESCRIPTION | NOTE |
|------|-----|---------------------|---|------------------|
| 1 | 2 | 44278 | Offset Plastic Wrap Carrier | Items 2-44 |
| 2 | 1 | 25680 | Linchpin 3/16 x 1.5" | |
| 3 | 2 | 39916 | Extended Tensioner Roller | |
| 4 | 1 | 41888 | Offset Tensioner Spring | |
| 5 | 1 | 44284 | Grease Box | |
| 6 | 1 | 44285 | Swivel Plate | |
| 7 | 1 | 44286 | Main Wrap Side Plate | |
| 8 | 1 | 44287 | Wrap Spool Slider Shaft | |
| 9 | 1 | 44288 | Pivot Support Bracket | |
| 10 | 1 | 44289 | Extended Plastic Roller | |
| 11 | 1 | 44290 | Wrap Cut | |
| 12 | 2 | 44291 | Plastic Roller Mount | |
| 13 | 1 | 44292 | Plastic Roller Pin | |
| 14 | 1 | 44293 | Wrap Cut Swivel Handle | |
| 15 | 1 | 44294 | Main Wrap Frame | |
| 16 | 1 | 44400 | Snap Adjuster Plate | |
| 17 | 8 | CB 5/16-18 X1 Z5 | Carriage Bolt - 5/16-18 x 1" Grade 5 Zinc | |
| 18 | 1 | CP 18X1 | Pin, Cotter 1/8 x 1.0 | |
| 19 | 2 | FW 3/8 | Flatwasher - 3/8" Zinc Plated USS | |
| 20 | 2 | FW 5/16 | Flatwasher - 5/16" Zinc Plated USS | |
| 21 | 7 | FW 5/8 | Flatwasher - 5/8" Zinc Plated USS | |
| 22 | 1 | FW 7/16 | Flatwasher - 7/16" Zinc Plated USS | |
| 23 | 2 | GR 1/4 X 28 | Grease Fitting 1/4-28 Strght-Standr Zerk | |
| 24 | 2 | HB 1/2-13X1.75 Z5 | Hex Bolt 1/2-13x1 3/4 Grade 5 Zinc Plated Hex Cap Screw | |
| 25 | 2 | HB 1/4-20X0.75 Z5 | Hex Bolt 1/4-20x3/4 Grade 5 Zinc Plated Hex Cap Screw | |
| 26 | 6 | HB 3/8-16X1.25 Z5 | Hex Bolt 3/8-16x1 1/4 Grade 5 Zinc Plated Hex Cap Screw | |
| 27 | 2 | HB 5/16-18X0.625 Z5 | Hex Bolt 5/16-18x5/8 Grade 5 Zinc Plated Hex Cap Screw | |
| 28 | 1 | HB 5/8-11X3.5 Z5 | Hex Bolt 5/8-11x3 1/2 Grade 5 Zinc Plated Hex Cap Screw | |
| 29 | 2 | HN 1/2 | Hex Nut 1/2"-13 Grade 5 Zinc Plated Finished | |
| 30 | 1 | HN 5/8 JAM | Hex Nut - 5/8-11 Zinc Plated Hex Jam Nut | |
| 31 | 2 | KS44823 | Keystock .188 X 1 | |
| 32 | 2 | LN 1/2 N | LN 1/2-13 Zinc Plated Nylon Insert Lock Nut | |
| 33 | 6 | LN 1/4 N | LN 1/4-20 Zinc Plated Nylon Insert Lock Nut | |
| 34 | 6 | LN 3/8 N | LN 3/8-16 Zinc Plated Nylon Insert Lock Nut | |
| 35 | 8 | LN 5/16 N | LN 5/16-18 Zinc Plated Nylon Insert Lock Nut | |
| 36 | 1 | LN 5/8 N | LN 5/8-11 Zinc Plated Nylon Insert Lock Nut | |
| 37 | 4 | MS 1/4X20X0.75 | Machine Screw - (Inch) | |
| 38 | 2 | TL500-100-021 | HMWPVC - Plastic End Cap | |
| 39 | 1 | TL500-100-062 | Extension Spring | |
| 40 | 2 | TL500-100-135 | Spring - Tensioner | |
| 41 | 4 | TL550-100-007 | Flange Bearing, 3/4" (2 Flanges & Bearing) | |
| 42 | 1 | TL550-100-008 | Small Gear - 3/4 Bore, KW, SS, 14 1/2 deg, 2.25 P.D. | C/w 2 Set Screws |
| 43 | 1 | TL550-100-009 | Large Gear - 3/4 Bore, KW, SS, 14 1/2 deg, 3.50 P.D. | C/w 2 Set Screws |
| 44 | 2 | TL550-200-012 | Plastic Wrap Spool | |
| 45 | 4 | CP 1/4 x 2.0 | Pin, Cotter - 1/4" x 2" Zinc Plated | |
| 46 | 4 | HN 1.0-14NFCastle | Hex Nut 1"-14 Slotted Plain Finish (NF Castle Nut Bare) | |

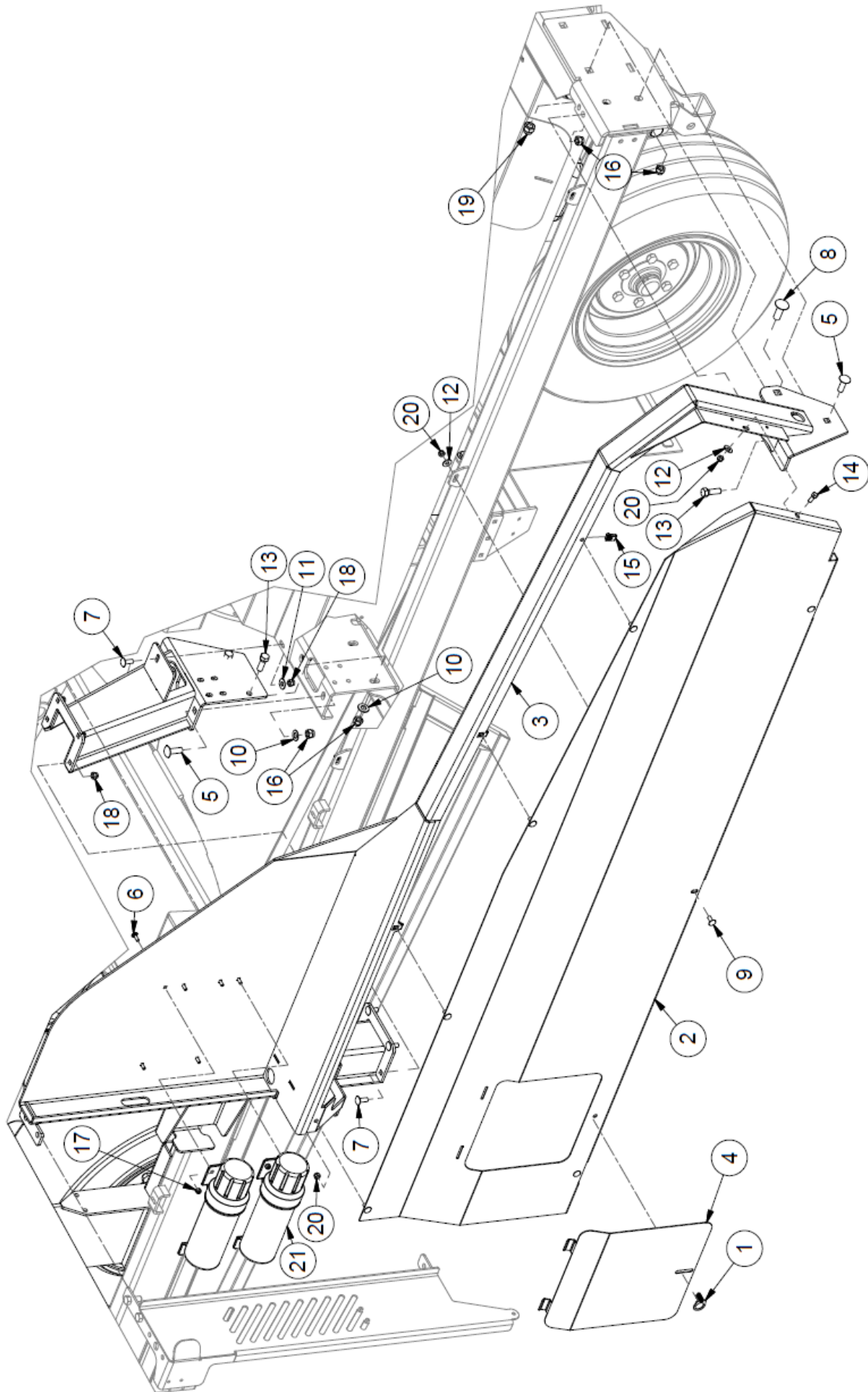
Left Hoop Brace



Left Hoop Brace

| ITEM | QTY | PART NUMBER | DESCRIPTION |
|------|-----|---------------------|---|
| 1 | 1 | 41669 | Left Side Shield |
| 2 | 1 | 41670 | Left Hoop Brace |
| 3 | 1 | 42490 | Limit Switch Track |
| 4 | 1 | 43243 | Hoop Lock Pin |
| 5 | 1 | 44224 | Spool Valve Mount |
| 6 | 1 | 44227 | Hoop Handle Lock |
| 7 | 1 | 44266 | Decal Plate |
| 8 | 3 | 44355 | Limit Switch Mount Bracket |
| 9 | 1 | 44597 | Left Hoop Brace Post |
| 10 | 1 | 44826 | LSV Cable Slider |
| 11 | 4 | CB 1/2-13 X1.5 Z5 | Carriage Bolt - 1/2-13 x 1 1/2" Grade 5 Zinc |
| 12 | 8 | CB 1/4-20 X0.5 Z5 | Carriage Bolt - 1/4-20 x 1/2" Grade 5 Zinc |
| 13 | 5 | CB 3/8-16 X1 Z5 | Carriage Bolt - 3/8-16 x 1" Grade 5 Zinc |
| 14 | 1 | CB 5/8-11 X1.75 Z5 | Carriage Bolt - 5/8-11 x 1 3/4" Grade 5 Zinc |
| 15 | 7 | CB 5/16-18 X0.75 Z5 | Carriage Bolt - 5/16-18 x 3/4" Grade 5 Zinc |
| 16 | 1 | CP18X1 | Pin, Cotter - 1/8" X 1.0" |
| 17 | 4 | FW 1/2 | Flatwasher - 1/2" Zinc Plated USS |
| 18 | 6 | FW 1/4 | Flatwasher - 1/4" Zinc Plated USS |
| 19 | 1 | FW 3/8 | Flatwasher - 3/8" Zinc Plated USS |
| 20 | 5 | FW 5/16 | Flatwasher - 5/16" Zinc Plated USS |
| 21 | 3 | HB 1/2-13X1.5 Z5 | Hex Bolt 1/2-13x1 1/2 Grade 5 Zinc Plated Hex Cap Screw |
| 22 | 8 | HB 1/4-20X0.75 Z5 | Hex Bolt 1/4-20x3/4 Grade 5 Zinc Plated Hex Cap Screw |
| 23 | 2 | HB 1/4-20X1 Z5 | Hex Bolt 1/4-20x1 Grade 5 Zinc Plated Hex Cap Screw |
| 24 | 2 | HB 1/4-20X2.5 Z5 | Hex Bolt 1/4-20x2 1/2 Grade 5 Zinc Plated Hex Cap Screw |
| 25 | 6 | HB 3/8-16X1 Z5 | Hex Bolt 3/8-16x1 Grade 5 Zinc Plated Hex Cap Screw |
| 26 | 2 | HB 3/8-16X2.5 Z5 | Hex Bolt 3/8-16x2 1/2 Grade 5 Zinc Plated Hex Cap Screw |
| 27 | 1 | HB 5/16-18X0.75 Z5 | Hex Bolt 5/16-18x3/4 Grade 5 Zinc Plated Hex Cap Screw |
| 28 | 3 | HNP 5/16 | Panel Nut - 5/16" U-Type Spring |
| 29 | 6 | LN 1/2 N | LN 1/2-13 Zinc Plated Nylon Insert Lock Nut |
| 30 | 22 | LN 1/4 N | LN 1/4-20 Zinc Plated Nylon Insert Lock Nut |
| 31 | 9 | LN 3/8 N | LN 3/8-16 Zinc Plated Nylon Insert Lock Nut |
| 32 | 1 | LN 5/8 N | LN 5/8-11 Zinc Plated Nylon Insert Lock Nut |
| 33 | 6 | LN 5/16 N | LN 5/16-18 Zinc Plated Nylon Insert Lock Nut |
| 34 | 12 | LN 10-24 | K-Lok Locknut |
| 35 | 12 | MS #10X24X1.75 | Machine Screw - (Inch) |
| 36 | 3 | TL5X2-100-104 | Switch Adjuster Screw |
| 37 | 3 | TL550-100-060 | Limit Switch |

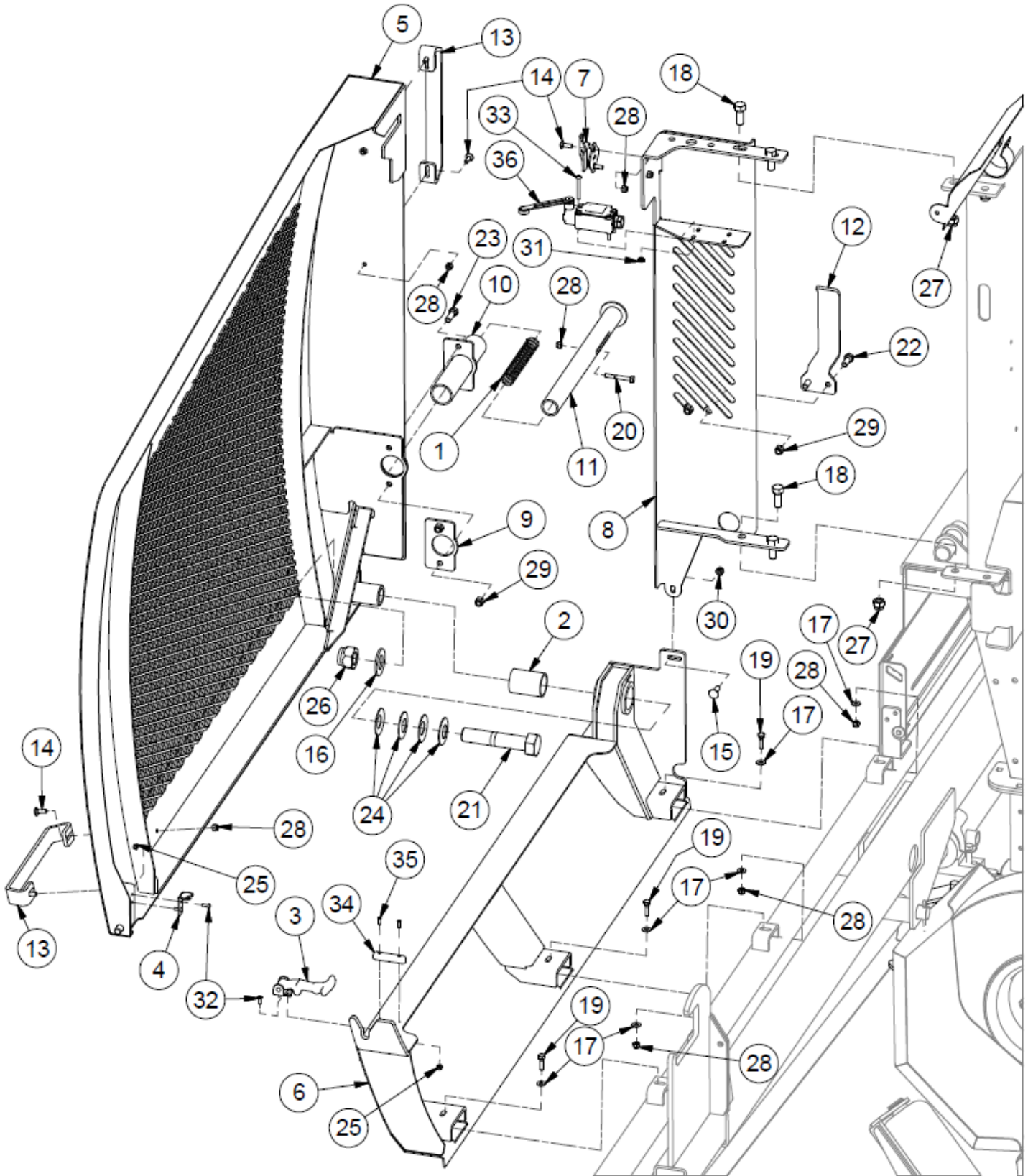
Right Hoop Brace



Right Hoop Brace

| ITEM | QTY | PART NUMBER | DESCRIPTION |
|------|-----|---------------------|---|
| 1 | 1 | 36268 | Cam Lock |
| 2 | 1 | 42502 | Right Side Shield |
| 3 | 1 | 42503 | Right Hoop Brace |
| 4 | 1 | 42524 | Oil Fill Cover |
| 5 | 4 | CB 1/2-13 X1.5 Z5 | Carriage Bolt - 1/2-13 x 1 1/2" Grade 5 Zinc |
| 6 | 6 | CB 1/4-20 X0.75 Z5 | Carriage Bolt - 1/4-20 x 3/4" Grade 5 Zinc |
| 7 | 5 | CB 3/8-16 X1 Z5 | Carriage Bolt - 3/8-16 x 1" Grade 5 Zinc |
| 8 | 1 | CB 5/8-11 X1.75 Z5 | Carriage Bolt - 5/8-11 x 1 3/4" Grade 5 Zinc |
| 9 | 7 | CB 5/16-18 X0.75 Z5 | Carriage Bolt - 5/16-18 x 3/4" Grade 5 Zinc |
| 10 | 4 | FW 1/2 | Flatwasher - 1/2" Zinc Plated USS |
| 11 | 1 | FW 3/8 | Flatwasher - 3/8" Zinc Plated USS |
| 12 | 3 | FW 5/16 | Flatwasher - 5/16" Zinc Plated USS |
| 13 | 2 | HB 1/2-13X1.5 Z5 | Hex Bolt 1/2-13x1 1/2 Grade 5 Zinc Plated Hex Cap Screw |
| 14 | 1 | HB 5/16-18X0.75 Z5 | Hex Bolt 5/16-18x3/4 Grade 5 Zinc Plated Hex Cap Screw |
| 15 | 3 | HNP 5/16 | Panel Nut - 5/16" U-Type Spring |
| 16 | 7 | LN 1/2 N | LN 1/2-13 Zinc Plated Nylon Insert Lock Nut |
| 17 | 6 | LN 1/4 N | LN 1/4-20 Zinc Plated Nylon Insert Lock Nut |
| 18 | 1 | LN 3/8 N | LN 3/8-16 Zinc Plated Nylon Insert Lock Nut |
| 19 | 1 | LN 5/8 N | LN 5/8-11 Zinc Plated Nylon Insert Lock Nut |
| 20 | 4 | LN 5/16 N | LN 5/16-18 Zinc Plated Nylon Insert Lock Nut |
| 21 | 2 | TL5X2-201-111 | Operator's Manual Holder |

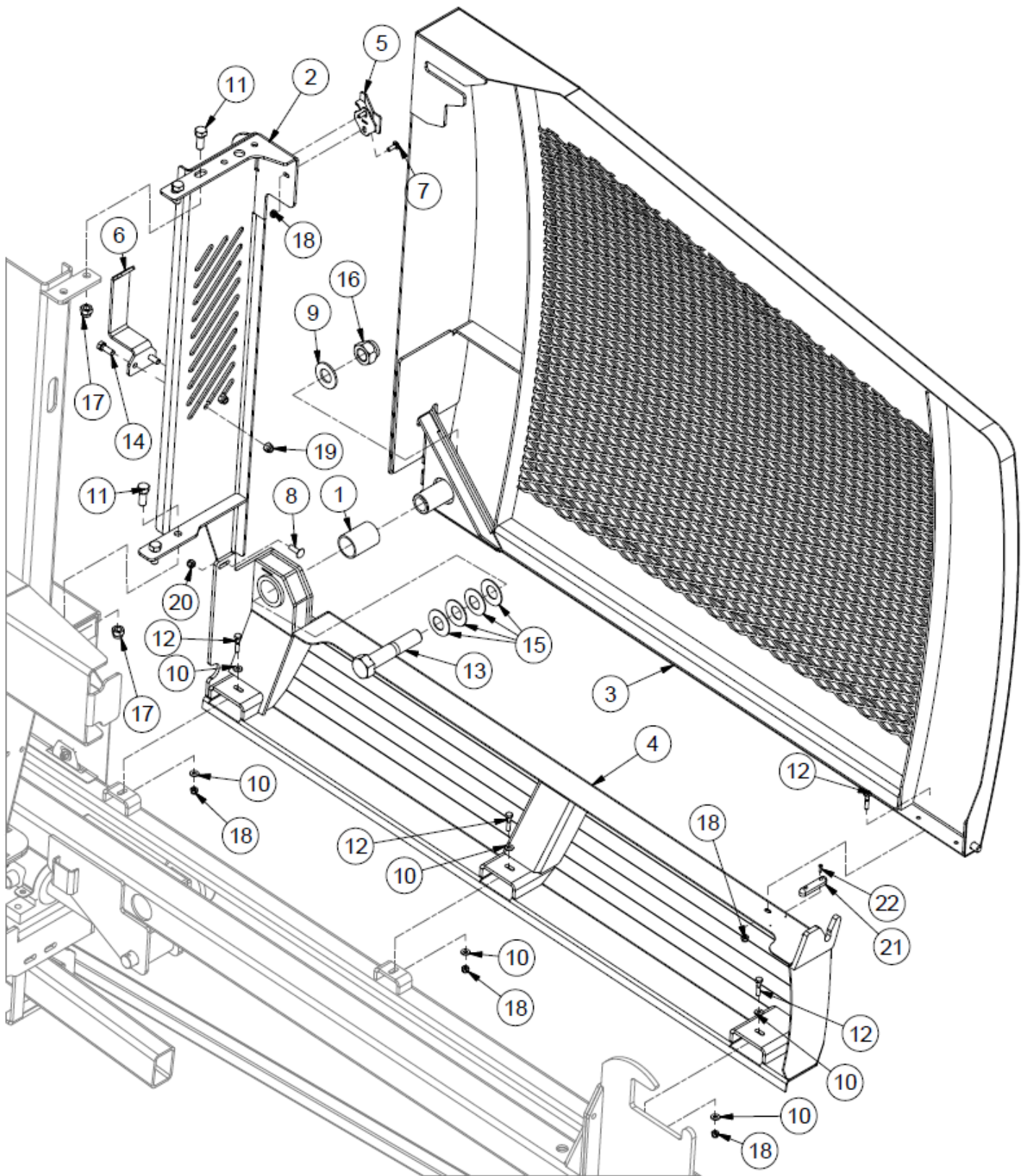
Safety Guard



Safety Guard

| ITEM | QTY | PART NUMBER | DESCRIPTION |
|------|-----|-------------------|---|
| 1 | 1 | 36900 | Film Snap Spring |
| 2 | 1 | 37845 | Polygon 1.75 OD x1.52 ID x2.38 LG |
| 3 | 1 | 38048 | Battery Cover Hold Down |
| 4 | 1 | 38343 | Battery Latch |
| 5 | 1 | 41685 | Left Door |
| 6 | 1 | 41692 | Left Bottom Door Mount |
| 7 | 1 | 43266 | Door Hold |
| 8 | 1 | 41678 | Left Door Mount |
| 9 | 1 | 43381 | Pipe Support |
| 10 | 1 | 43383 | Wrap Cut Tube Support |
| 11 | 1 | 44352 | Cut Push Tube |
| 12 | 1 | 44359 | Single Tape Holder |
| 13 | 2 | 44858 | Door Handle |
| 14 | 6 | CB 1/4-20X0.75 Z5 | Carriage Bolt - 1/4-20 x 3/4" Grade 5 Zinc |
| 15 | 1 | CB 5/16-18 X1 Z5 | Carriage Bolt - 5/16-18 x 1" Grade 5 Zinc |
| 16 | 1 | FW 1.0 | Flatwasher - 1" Zinc Plated USS |
| 17 | 6 | FW 1/4 | Flatwasher - 1/4" Zinc Plated USS |
| 18 | 4 | HB 1/2-13X1.25 Z5 | Hex Bolt 1/2-13x1 1/4 Grade 5 Zinc Plated Hex Cap Screw |
| 19 | 7 | HB 1/4-20X1 Z5 | Hex Bolt 1/4-20x1 Grade 5 Zinc Plated Hex Cap Screw |
| 20 | 1 | HB 1/4-20X2 Z5 | Hex Bolt 1/4-20x2 Grade 5 Zinc Plated Hex Cap Screw |
| 21 | 1 | HB 1-8X4.5 Z5 | Hex Bolt 1-8x4 1/2 Grade 5 Zinc Plated Hex Cap Screw |
| 22 | 2 | HB 3/8-16X1 Z5 | Hex Bolt 3/8-16x1 Grade 5 Zinc Plated Hex Cap Screw |
| 23 | 1 | HB 3/8-16X1.25 Z5 | Hex Bolt 3/8-16x1 1/4 Grade 5 Zinc Plated Hex Cap Screw |
| 24 | 4 | LA-BK-43 | 2" OD 1" ID H Steel Disc Spring Washer |
| 25 | 5 | LN #8 N | LN 3/16-32 Zinc Plated Nylon Insert Lock Nut |
| 26 | 1 | LN 1 N | LN 1-8 Zinc Plated Nylon Insert Lock Nut |
| 27 | 4 | LN 1/2 N | LN 1/2-13 Zinc Plated Nylon Insert Lock Nut |
| 28 | 10 | LN 1/4 N | LN 1/4-20 Zinc Plated Nylon Insert Lock Nut |
| 29 | 4 | LN 3/8 N | LN 3/8-16 Zinc Plated Nylon Insert Lock Nut |
| 30 | 1 | LN 5/16 N | LN 5/16-18 Zinc Plated Nylon Insert Lock Nut |
| 31 | 4 | LN 10-24 | K-Lok Locknut |
| 32 | 5 | MS #8X32X0.5 | Machine Screw - (Inch) |
| 33 | 4 | MS #10X24X1.75 | Machine Screw - (Inch) |
| 34 | 1 | PP-00685 | Rubber Stop |
| 35 | 2 | PP-00686 | Wood Screw,#6 x5/8" Roberts end |
| 36 | 1 | TL550-100-060 | Limit Switch |

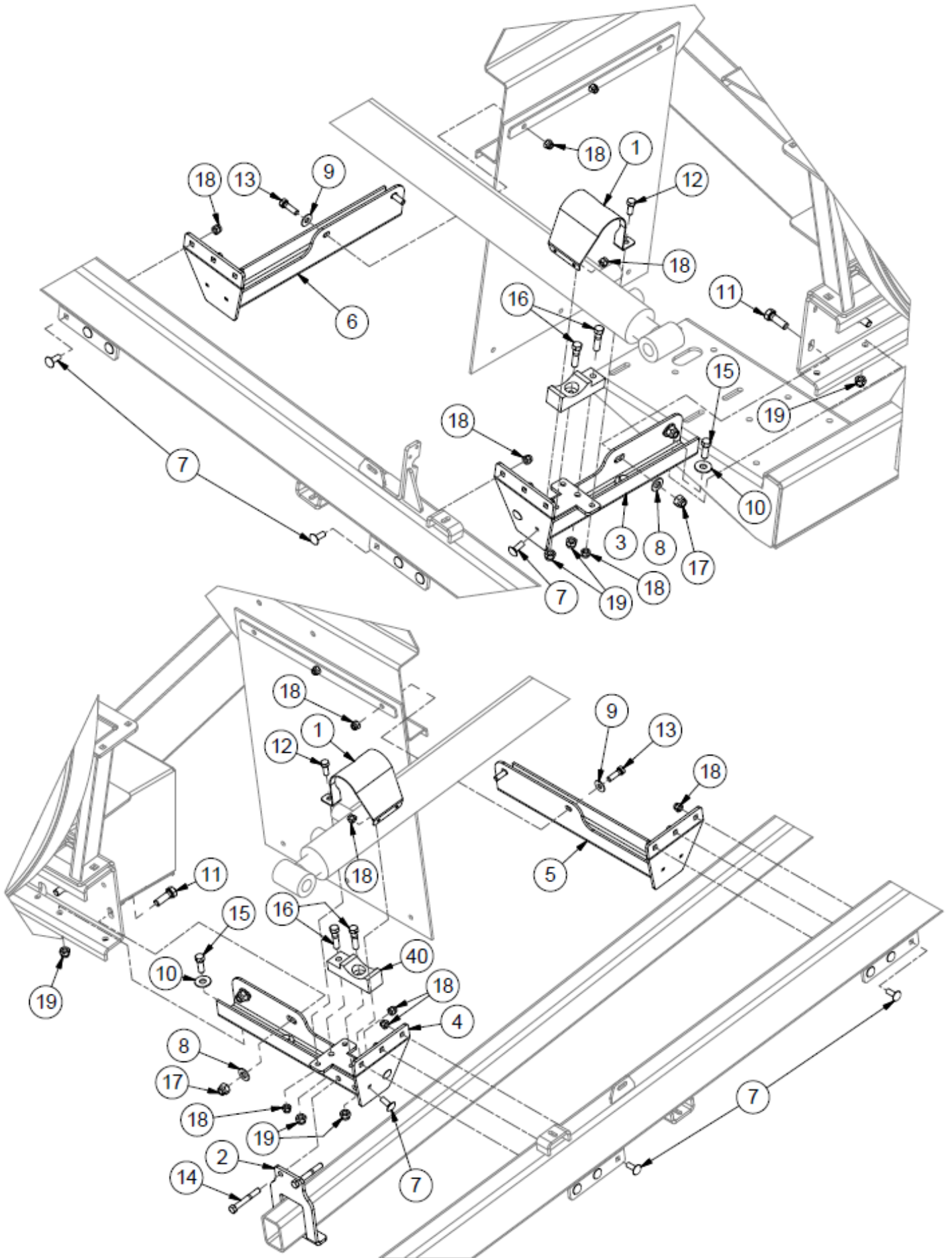
Maintenance Guard



Maintenance Guard

| ITEM | QTY | PART NUMBER | DESCRIPTION |
|------|-----|-------------------|---|
| 1 | 1 | 37845 | Polygon 1.75 OD x1.52 ID x2.38 LG |
| 2 | 1 | 42510 | Right Door Mount |
| 3 | 1 | 43250 | Right Door |
| 4 | 1 | 43259 | Right Bottom Door Mount |
| 5 | 1 | 43266 | Door Hold |
| 6 | 1 | 44359 | Single Tape Holder |
| 7 | 2 | CB 1/4-20X0.75 Z5 | Carriage Bolt - 1/4-20 x 3/4" Grade 5 Zinc |
| 8 | 1 | CB 5/16-18 X1 Z5 | Carriage Bolt - 5/16-18 x 1" Grade 5 Zinc |
| 9 | 1 | FW 1.0 | Flatwasher - 1" Zinc Plated USS |
| 10 | 6 | FW 1/4 | Flatwasher - 1/4" Zinc Plated USS |
| 11 | 4 | HB 1/2-13X1.25 Z5 | Hex Bolt 1/2-13x1 1/4 Grade 5 Zinc Plated Hex Cap Screw |
| 12 | 5 | HB 1/4-20X1.25 Z5 | Hex Bolt 1/4-20x1 1/4 Grade 5 Zinc Plated Hex Cap Screw |
| 13 | 1 | HB 1-8X4.5 Z5 | Hex Bolt 1-8x4 1/2 Grade 5 Zinc Plated Hex Cap Screw |
| 14 | 2 | HB 3/8-16X1 Z5 | Hex Bolt 3/8-16x1 Grade 5 Zinc Plated Hex Cap Screw |
| 15 | 4 | LA-BK-43 | 2" OD 1" ID H Steel Disc Spring Washer |
| 16 | 1 | LN 1 N | LN 1-8 Zinc Plated Nylon Insert Lock Nut |
| 17 | 4 | LN 1/2 N | LN 1/2-13 Zinc Plated Nylon Insert Lock Nut |
| 18 | 7 | LN 1/4 N | LN 1/4-20 Zinc Plated Nylon Insert Lock Nut |
| 19 | 2 | LN 3/8 N | LN 3/8-16 Zinc Plated Nylon Insert Lock Nut |
| 20 | 1 | LN 5/16 N | LN 5/16-18 Zinc Plated Nylon Insert Lock Nut |
| 21 | 1 | PP-00685 | Rubber Stop |
| 22 | 2 | PP-00686 | Wood Screw,#6 x5/8" Roberts end |

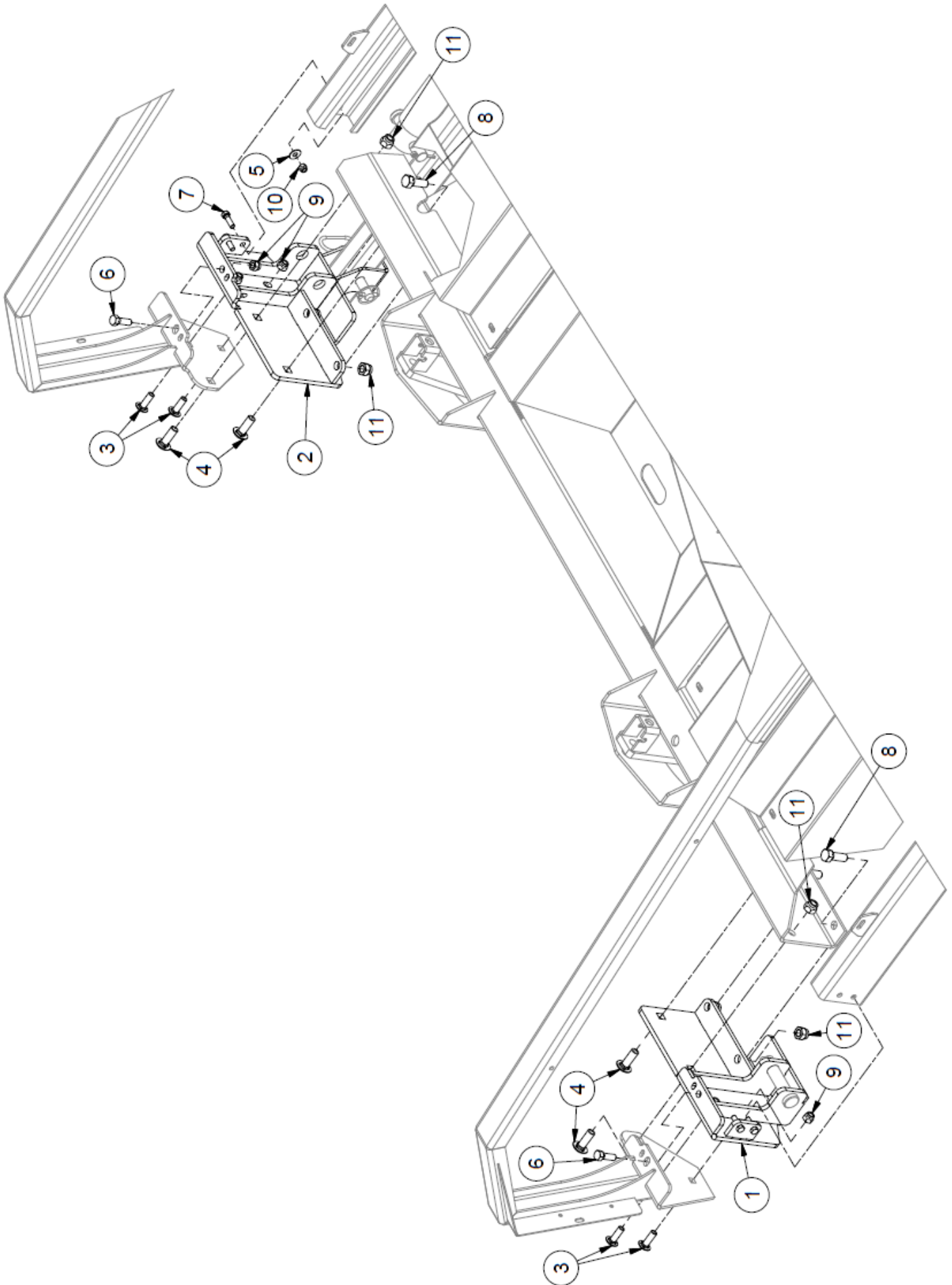
Cylinder Supports



Cylinder Supports

| ITEM | QTY | PART NUMBER | DESCRIPTION |
|------|-----|--------------------|--|
| 1 | 2 | 44589 | Cyl. Tie Down |
| 2 | 1 | 44592 | Pushoff Tube Holder |
| 3 | 1 | 44606 | Left Center Cyl. Support |
| 4 | 1 | 44610 | Right Center Cyl. Support |
| 5 | 1 | 44612 | Right Side Channel Support |
| 6 | 1 | 44613 | Left Side Channel Support |
| 7 | 18 | CB 3/8-16 X1 Z5 | Carriage Bolt - 3/8-16 x 1" Grade 5 Zinc |
| 8 | 4 | FW 1/2 | Flatwasher - 1/2" Zinc Plated USS |
| 9 | 4 | FW 3/8 | Flatwasher - 3/8" Zinc Plated USS |
| 10 | 4 | FW 7/16 | Flatwasher - 7/16" Zinc Plated USS |
| 11 | 4 | HB 1/2-13X1.5 Z5 | Hex Bolt 1/2-13x1 1/2 Grade 5 Zinc Plated Hex Cap Screw |
| 12 | 4 | HB 3/8-16X1 Z5 | Hex Bolt 3/8-16x1 Grade 5 Zinc Plated Hex Cap Screw |
| 13 | 4 | HB 3/8-16X1.25 Z5 | Hex Bolt 3/8-16x1 1/4 Grade 5 Zinc Plated Hex Cap Screw |
| 14 | 2 | HB 3/8-16X2.75 Z5 | Hex Bolt 3/8-16x2 3/4 Grade 5 Zinc Plated Hex Cap Screw |
| 15 | 4 | HB 7/16-14X1.25 Z5 | Hex Bolt 7/16-14x1 1/4 Grade 5 Zinc Plated Hex Cap Screw |
| 16 | 4 | HB 7/16-14X1.75 Z5 | Hex Bolt 7/16-14x1 3/4 Grade 5 Zinc Plated Hex Cap Screw |
| 17 | 4 | LN 1/2 N | LN 1/2-13 Zinc Plated Nylon Insert Lock Nut |
| 18 | 26 | LN 3/8 N | LN 3/8-16 Zinc Plated Nylon Insert Lock Nut |
| 19 | 8 | LN 7/16 N | LN 7/16-14 Zinc Plated Nylon Insert Lock Nut |
| 40 | 2 | TL550-200-109 | Cylinder Support |

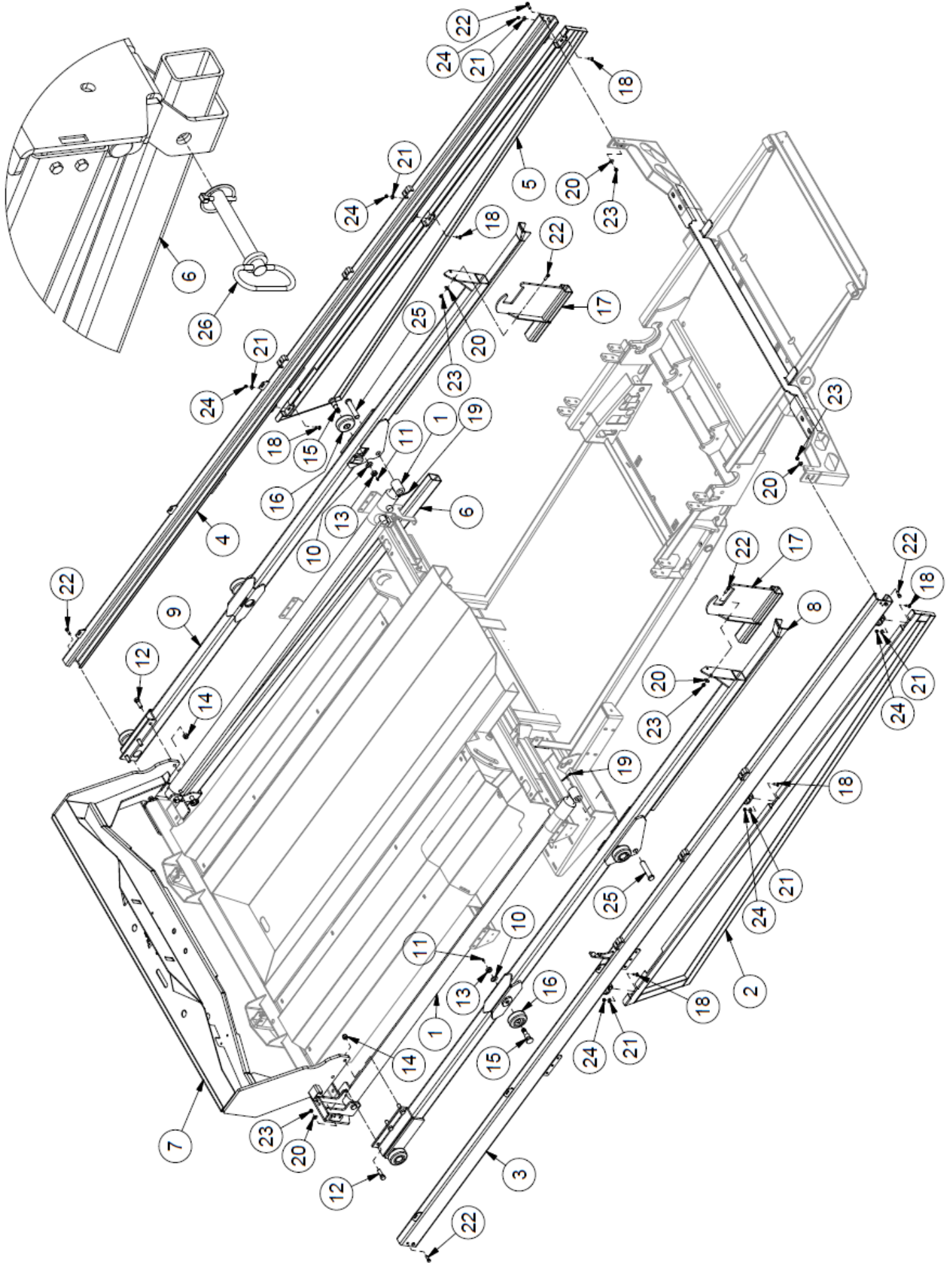
Front Corners



Front Corners

| ITEM | QTY | PART NUMBER | DESCRIPTION |
|------|-----|--------------------|---|
| 1 | 1 | 44567 | Front Left Corner |
| 2 | 1 | 44572 | Front Right Corner |
| 3 | 4 | CB 1/2-13 X1.5 Z5 | Carriage Bolt - 1/2-13 x 1 1/2" Grade 5 Zinc |
| 4 | 4 | CB 5/8-11 X1.75 Z5 | Carriage Bolt - 5/8-11 x 1 3/4" Grade 5 Zinc |
| 5 | 4 | FW 3/8 | Flatwasher - 3/8" Zinc Plated USS |
| 6 | 2 | HB 1/2-13X1.5 Z5 | Hex Bolt 1/2-13x1 1/2 Grade 5 Zinc Plated Hex Cap Screw |
| 7 | 4 | HB 3/8-16X1.25 Z5 | Hex Bolt 3/8-16x1 1/4 Grade 5 Zinc Plated Hex Cap Screw |
| 8 | 4 | HB 5/8-11X1.75 Z5 | Hex Bolt 5/8-11x1 3/4 Grade 5 Zinc Plated Hex Cap Screw |
| 9 | 6 | LN 1/2 N | LN 1/2-13 Zinc Plated Nylon Insert Lock Nut |
| 10 | 4 | LN 3/8 N | LN 3/8-16 Zinc Plated Nylon Insert Lock Nut |
| 11 | 8 | LN 5/8 N | LN 5/8-11 Zinc Plated Nylon Insert Lock Nut |

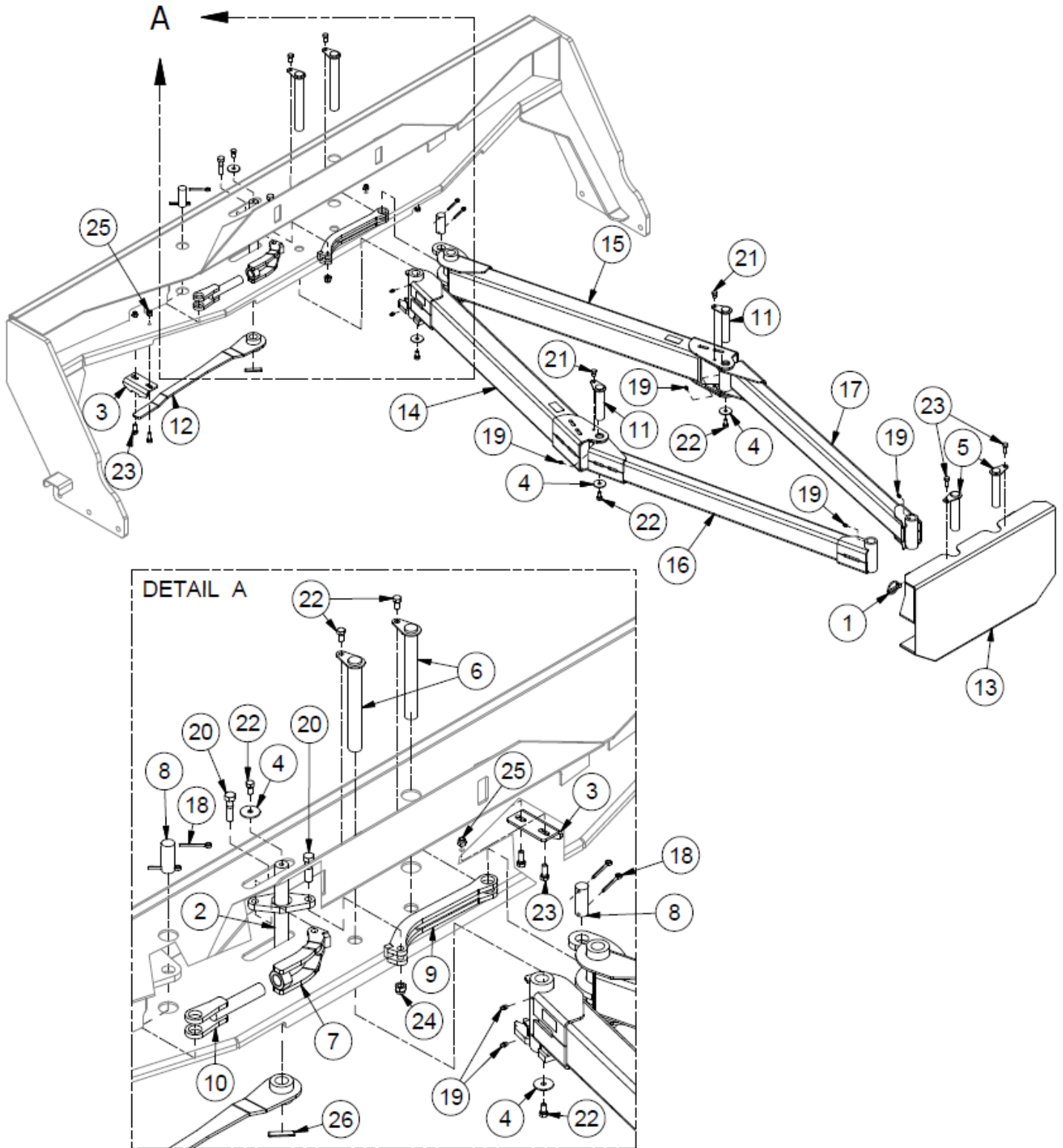
Side Rails



Side Rails

| ITEM | QTY | PART NUMBER | DESCRIPTION |
|------|-----|-------------------|---|
| 1 | 2 | 40253 | Ram Cylinder |
| 2 | 1 | 41684 | Back Left Side Shield |
| 3 | 1 | 42494 | Left Side Rail |
| 4 | 1 | 43244 | Right Side Rail |
| 5 | 1 | 43258 | Back Right Side Shield |
| 6 | 1 | 44229 | Pushoff Tube |
| 7 | 1 | 44487 | Ram |
| 8 | 1 | 44488 | Left Side Ram Tube |
| 9 | 1 | 44489 | Right side Ram Tube |
| 10 | 6 | FW 3/4 | Flatwasher - 3/4" Zinc Plated USS |
| 11 | 6 | GR 1/4 X 28 | Grease Fitting 1/4-28 Straight Standard Zerk |
| 12 | 6 | HB 5/8-18X2 Z5 | Hex Bolt 5/8-18x2 Grade 5 Zinc Plated Hex Cap Screw |
| 13 | 6 | HN 3/4 JAM | Hex Nut - 3/4-16 Zinc Plated Hex Jam Nut |
| 14 | 6 | LN 5/8 F | Center Locknuts (5/8-18) 2-Way Fine Thread |
| 15 | 6 | TL5X2-301-156 | Ram Wheel Axle |
| 16 | 6 | TLWHEEL0205 | Ram Rail Wheel |
| 17 | 2 | 44593 | Pushoff |
| 18 | 6 | CB 5/16-18 X1 Z5 | Carriage Bolt - 5/16-18 x 1" Grade 5 Zinc |
| 19 | 4 | CP 3/16 X 2.0 | 3-16 x 2.25 Cotter Pin, Brass |
| 20 | 12 | FW 3/8 | Flatwasher - 3/8" Zinc Plated USS |
| 21 | 6 | FW 5/16 | Flatwasher - 5/16" Zinc Plated USS |
| 22 | 12 | HB 3/8-16X1.25 Z5 | Hex Bolt 3/8-16x1 1/4 Grade 5 Zinc Plated Hex Cap Screw |
| 23 | 12 | LN 3/8 N | LN 3/8-16 Zinc Plated Nylon Insert Lock Nut |
| 24 | 6 | LN 5/16 N | LN 5/16-18 Zinc Plated Nylon Insert Lock Nut |
| 25 | 4 | TL550-100-042 | Cylinder Pin |
| 26 | 1 | TL550-100-050 | Pushoff Tube Pin |

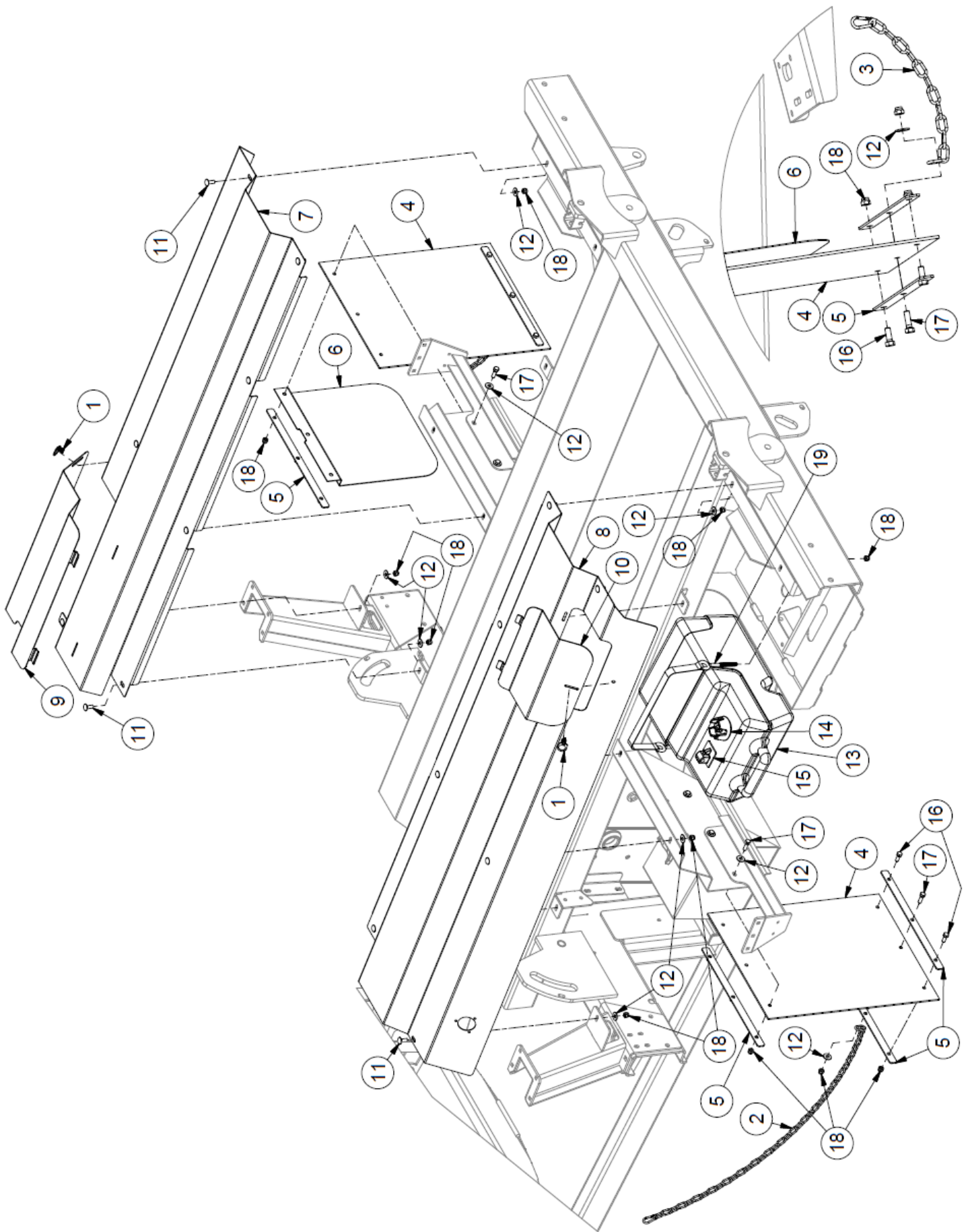
Front Pushoff



Front Pushoff

| ITEM | QTY | PART NUMBER | DESCRIPTION |
|------|-----|-------------------|---|
| 1 | 2 | 28940 | Lynch Pin - 3/8 X 1-3/4" |
| 2 | 1 | 44102 | Linkage Pivot |
| 3 | 2 | 44103 | Handle Holder |
| 4 | 5 | 44104 | Pin Washer |
| 5 | 2 | 44105 | Last Pushoff Plate Pin |
| 6 | 2 | 44106 | Pushoff Middle Pin |
| 7 | 1 | 44107 | Pivot Adjuster |
| 8 | 2 | 44109 | Ram Linkage Mount Pin |
| 9 | 1 | 44110 | Solid Pivot Arm |
| 10 | 1 | 44114 | Linkage Adjuster |
| 11 | 2 | 44480 | Last Pushoff Arm Pin |
| 12 | 1 | 44481 | Last Pushoff Handle |
| 13 | 1 | 44482 | Push Plate |
| 14 | 1 | 44483 | Left Front Arm |
| 15 | 1 | 44484 | Right Front Arm |
| 16 | 1 | 44485 | Left Short Arm |
| 17 | 1 | 44486 | Right Short Arm |
| 18 | 4 | CP 3/16 X 2 | 3-16 x 2.25 Cotter Pin, Brass |
| 19 | 14 | GR 1/4 X 28 | Grease Fitting 1/4-28 Straight-Standard Zerk |
| 20 | 2 | HB 1/2-13X2 Z5 | Hex Bolt 1/2-13x2 Grade 5 Zinc Plated Hex Cap Screw |
| 21 | 2 | HB 3/8-16X0.5 Z5 | Hex Bolt 3/8-16x1/2 Grade 5 Zinc Plated Hex Cap Screw |
| 22 | 7 | HB 3/8-16X0.75 Z5 | Hex Bolt 3/8-16x3/4 Grade 5 Zinc Plated Hex Cap Screw |
| 23 | 6 | HB 3/8-16X1 Z5 | Hex Bolt 3/8-16x1 Grade 5 Zinc Plated Hex Cap Screw |
| 24 | 2 | LN 1/2 N | LN 1/2-13 Zinc Plated Nylon Insert Lock Nut |
| 25 | 6 | LN 3/8 N | LN 3/8-16 Zinc Plated Nylon Insert Lock Nut |
| 26 | 1 | RP 3/8 x 2 | Pin - Roll Pin 3/8 x 2 |

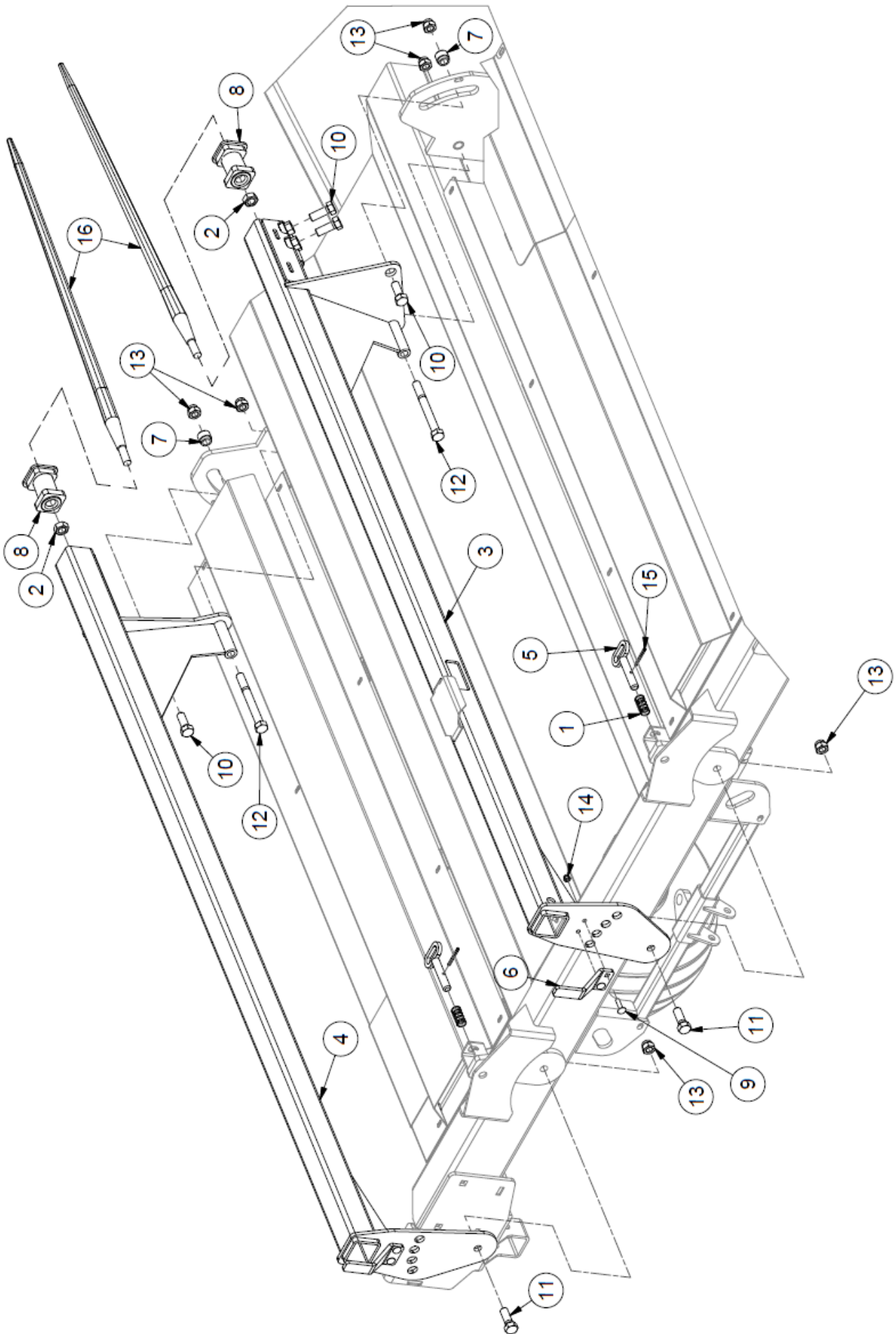
Bale Deck



Bale Deck

| ITEM | QTY | PART NUMBER | DESCRIPTION |
|------|-----|-------------------|---|
| 1 | 3 | 36268 | Camlock |
| 2 | 1 | 40958 | Right Mud Flap Chain |
| 3 | 1 | 40959 | Right Mud Flap Chain |
| 4 | 2 | 44231 | Mud Flap |
| 5 | 5 | 44232 | Mud Flap Bracket |
| 6 | 1 | 44234 | Mud Flap Shield |
| 7 | 1 | 44575 | Left Fender |
| 8 | 1 | 44586 | Right Fender |
| 9 | 1 | 44587 | Engine Cover |
| 10 | 1 | 44588 | Gas Fill Lid |
| 11 | 14 | CB 3/8-16 X1 Z5 | Carriage Bolt - 3/8-16 x 1" Grade 5 Zinc |
| 12 | 22 | FW 3/8 | Flatwasher - 3/8" Zinc Plated USS |
| 13 | 1 | TL550-204-100 | Fuel Tank |
| 14 | 1 | TL550-204-101 | Vented Cap for Fuel Tank |
| 15 | 1 | TL550-204-103 | Fuel Gauge - Bale Wrapper |
| 16 | 4 | HB 3/8-16X1 Z5 | Hex Bolt 3/8-16x1 Grade 5 Zinc Plated Hex Cap Screw |
| 17 | 8 | HB 3/8-16X1.25 Z5 | Hex Bolt 3/8-16x1 1/4 Grade 5 Zinc Plated Hex Cap Screw |
| 18 | 35 | LN 3/8 N | LN 3/8-16 Zinc Plated Nylon Insert Lock Nut |
| 19 | 1 | TL550-204-110 | Tie Down Strap (Fuel Tank) |

Bale Saddles



Bale Saddles

| ITEM | QTY | PART NUMBER | DESCRIPTION |
|------|-----|-------------------|---|
| 1 | 3 | 27566 | Last Pushoff Spring Pin |
| 2 | 2 | 39510 | Conus I Nut |
| 3 | 1 | 44551 | Left Bale Saddle |
| 4 | 1 | 44560 | Right Bale Saddle |
| 5 | 3 | 44563 | Bed Lock Handle |
| 6 | 2 | 44566 | Handle |
| 7 | 2 | 44591 | Bolt Bushing |
| 8 | 2 | 44619 | Spear Sprocket |
| 9 | 4 | CB 3/8-16 X1.5 Z5 | Carriage Bolt - 3/8-16 x 1 1/2" Grade 5 Zinc |
| 10 | 6 | HB 3/4-10X2 Z5 | Hex Bolt 3/4-10x2 Grade 5 Zinc Plated Hex Cap Screw |
| 11 | 2 | HB 3/4-10X2.25 Z5 | Hex Bolt 3/4-10x2 1/4 Grade 5 Zinc Plated Hex Cap Screw |
| 12 | 2 | HB 3/4-10X7 Z5 | Hex Bolt 3/4-10x7 Grade 5 Zinc Plated Hex Cap Screw |
| 13 | 6 | LN 3/4 N | LN 3/4-10 Zinc Plated Nylon Insert Lock Nut |
| 14 | 4 | LN 3/8 N | LN 3/8-16 Zinc Plated Nylon Insert Lock Nut |
| 15 | 2 | RP 1/4 x 2 1/4 | Pin - Roll Pin 1/4 x 2 1/4 |
| 16 | 2 | TL5X2-301-144 | Bale Spear (43" Tine Conus 1) |

Table Trigger

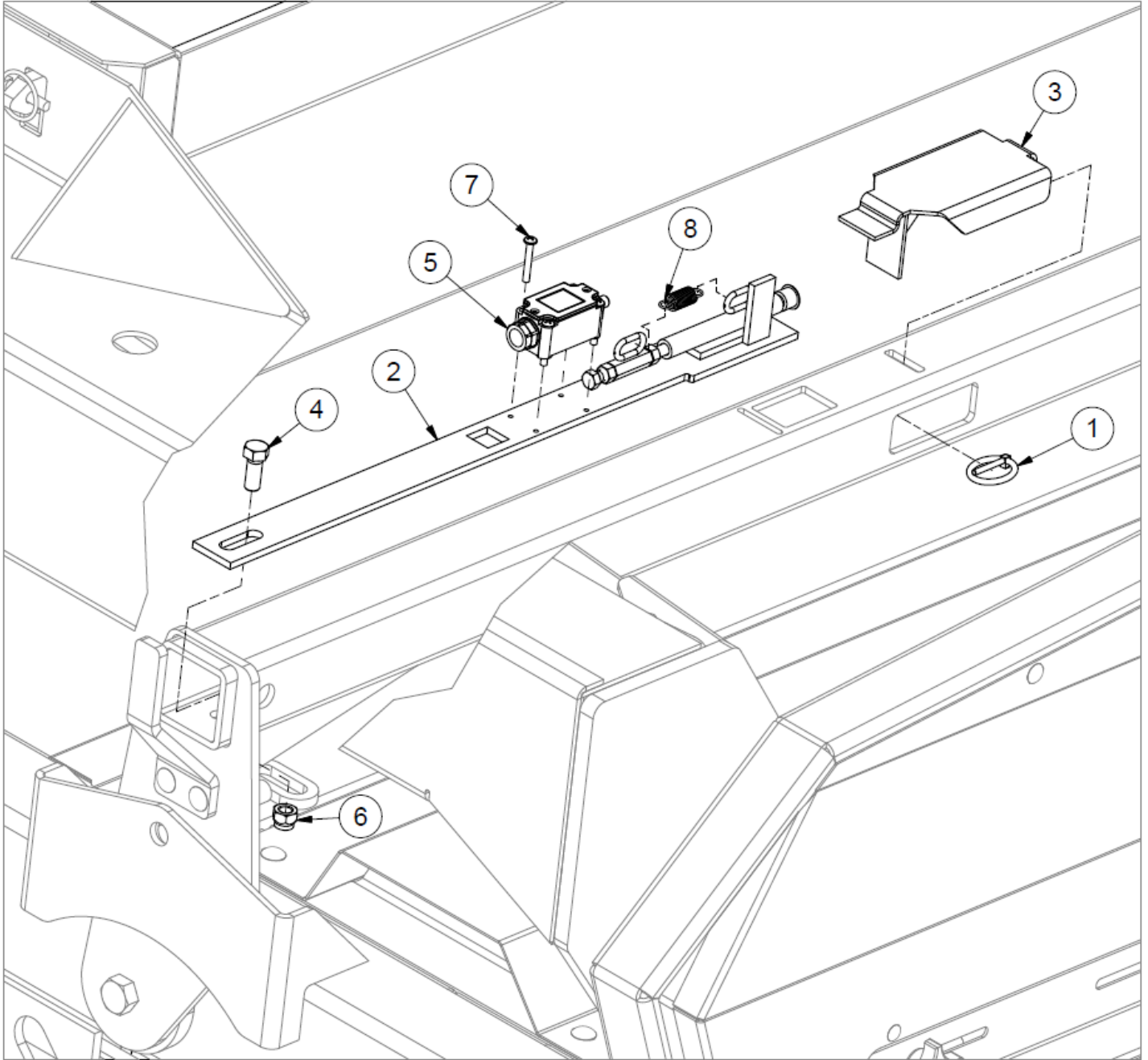
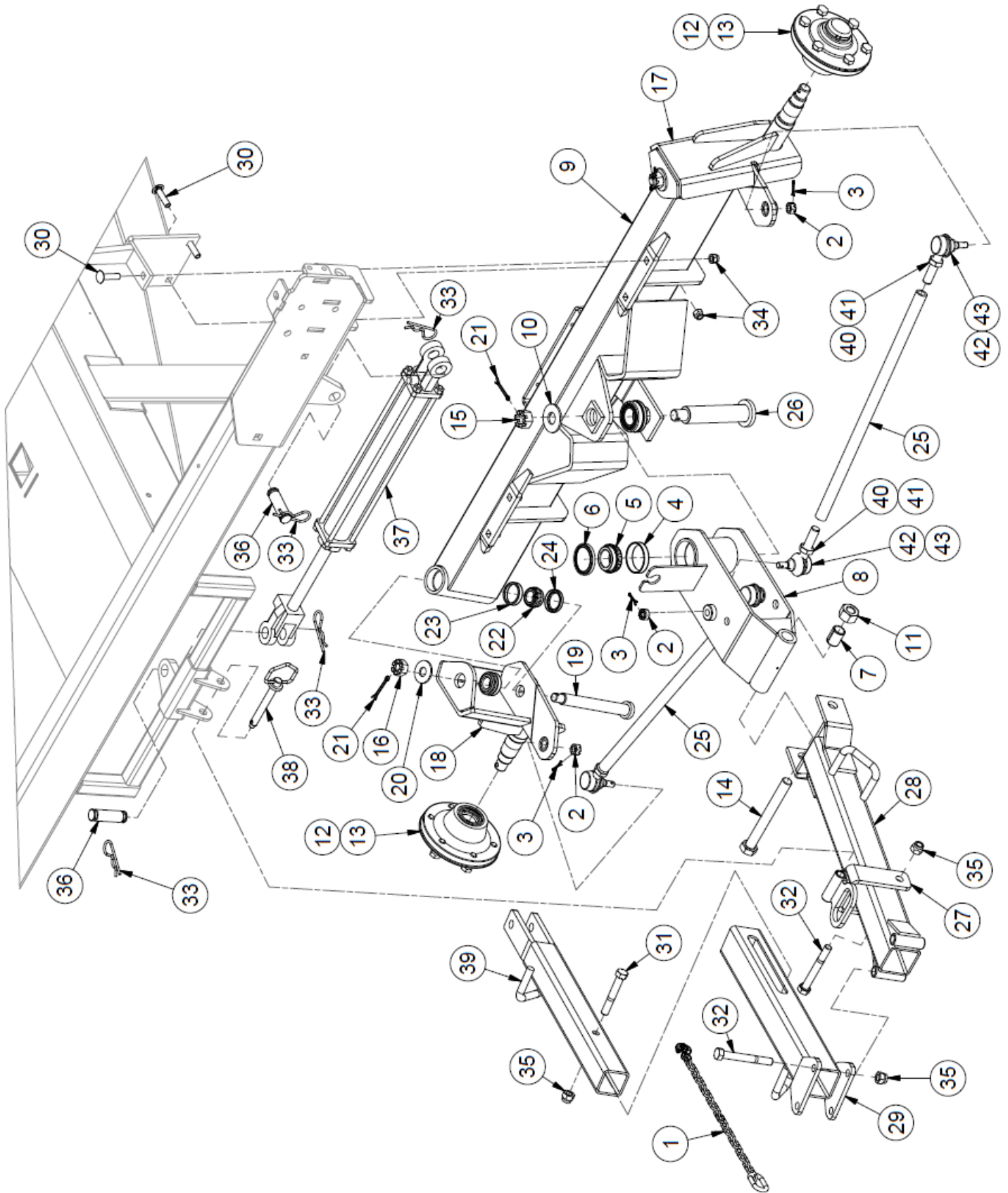


Table Trigger

| ITEM | QTY | PART NUMBER | DESCRIPTION |
|------|-----|-------------------|---|
| 1 | 1 | 25680 | Lynch Pin 3/16 X 1.5 |
| 2 | 1 | 44576 | Trigger Switch |
| 3 | 1 | 44582 | Bale Trigger |
| 4 | 1 | HB 1/2-13X1.25 Z5 | Hex Bolt 1/2-13x1 1/4 Grade 5 Zinc Plated Hex Cap Screw |
| 5 | 1 | TL5X2-100-221 | Switch |
| 6 | 1 | LN 1/2 N | LN 1/2-13 Zinc Plated Nylon Insert Lock Nut |
| 7 | 4 | MS #12X24X1.5 | Machine Screw - (Inch) |
| 8 | 1 | TL500-100-062 | Extension Spring (Trigger) |

Steering

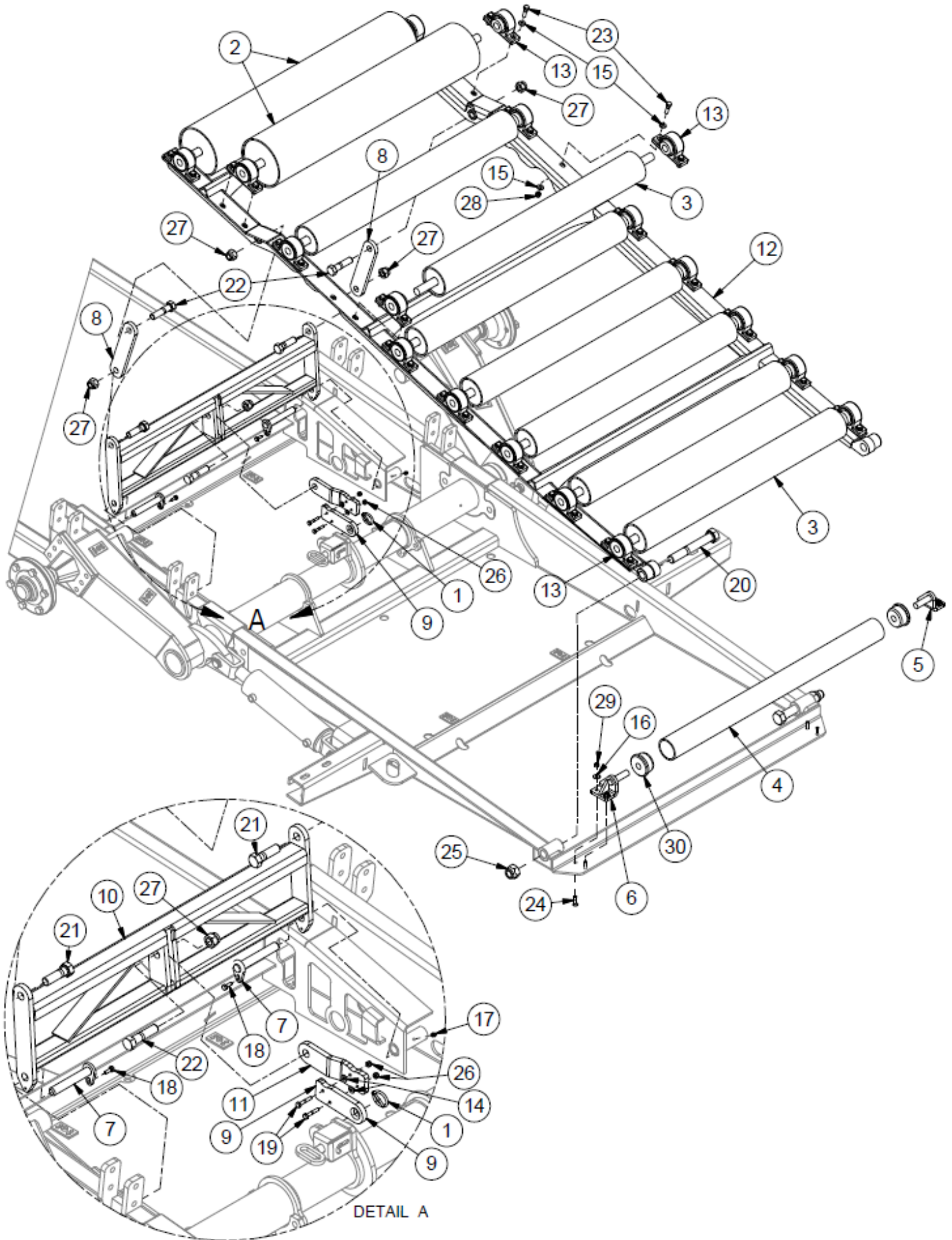


Steering

| ITEM | QTY | PART NUMBER | DESCRIPTION |
|------|-----|-----------------|---|
| 1 | 1 | 25261 | Safety Chain 10000 # 59" |
| 2 | 1 | TL550-111-004 | Hex Nut, Slotted 9/16" NF |
| 3 | 1 | TL550-111-005 | Cotter Pin, 1/8 x 1 |
| 4 | 2 | TL550-111-009 | Tongue Bracket Timkin Cup |
| 5 | 2 | TL550-111-010 | Tongue Bracket Timkin Cone |
| 6 | 2 | TL550-111-011 | Tongue Bracket Seal |
| 7 | 2 | TL550-111-012 | Tongue Bracket Bushing |
| 8 | 1 | TL550-221-008 | Tongue Bracket |
| 9 | 1 | 41971 | Front Axle Weldment |
| 10 | 1 | FW 1.0 | Flatwasher - 1" Zinc Plated USS |
| 11 | 1 | HB 7/8-9X8.0 Z5 | Hex Bolt Plated Gr. 5 NC |
| 12 | 2 | HUB 4000-CCS | Complete Bearing and Seals for Hub 4000 |
| 13 | 2 | HUB 4000# | Complete Assembly Hub 4000 |
| 14 | 1 | LN 7/8 N | Locknuts 7/8-9 Zinc Plated Nylon Insert Lock Nut |
| 15 | 1 | TL500-100-070 | Hex Nut, Slotted 1" |
| 16 | 2 | TL500-100-070 | Hex Nut, Slotted 1" |
| 17 | 1 | TL550-100-083 | Front Left Spindle Assembly |
| 18 | 1 | TL550-100-084 | Front Right Spindle Assembly |
| 19 | 2 | TL550-100-085 | Spindle Pin |
| 20 | 2 | TL550-111-014 | Flat Washer, 13/16 |
| 21 | 3 | TL550-111-016 | Cotter Pin, 3/16 x 2 |
| 22 | 4 | TL550-200-080 | Spindle Bearing Timkin Cone |
| 23 | 4 | TL550-200-081 | Spindle Bearing Timkin Cup |
| 24 | 4 | TL550-200-082 | Spindle Bearing Seal |
| 25 | 2 | TL550-220-001 | Tie Rod |
| 26 | 1 | TL550-221-013 | Tongue Bracket Pin |
| 27 | 1 | 44170 | Tongue Holder |
| 28 | 1 | 44176 | Upper Tongue Assembly |
| 29 | 1 | 44179 | Tongue Swinging End |
| 30 | 8 | CB 1/2-13 X2 Z5 | Carriage Bolt - 1/2-13 x 2" Grade 5 Zinc |
| 31 | 1 | HB 5/8-11X4 Z5 | Hex Bolt 5/8-11x4 Grade 5 Zinc Plated Hex Cap Screw |
| 32 | 2 | HB 5/8-11X5 Z5 | Hex Bolt 5/8-11x5 Grade 5 Zinc Plated Hex Cap Screw |
| 33 | 4 | HP 5/32 X 3.0 | Pin Hair - #9 9Ga 3-1/16" OAL Zinc Plated |
| 34 | 8 | LN 1/2 N | LN 1/2-13 Zinc Plated Nylon Insert Lock Nut |
| 35 | 3 | LN 5/8 N | LN 5/8-11 Zinc Plated Nylon Insert Lock Nut |
| 36 | 6 | TL5X2-500-116 | Cylinder Pin |
| 37 | 1 | TL500-100-103 | Hydraulic Cylinder, 2 x 16 |
| 38 | 1 | TL500-100-154 | Tongue Pin |
| 39 | 1 | TL550-100-053 | Sliding Tongue |
| 40 | 2 | TL550-111-002* | Jam Nut, 3/4 (NF LH) |
| 41 | 2 | TL550-111-003* | Jam Nut, 3/4 (NF RH) |
| 42 | 2 | TL550-111-006* | Tie Rod End Right Thread |
| 43 | 2 | TL550-111-007* | Tie Rod End Left Thread |

*When ordering tie rod ends check if you need a left hand or right hand thread.
Tie rods require both a left and right hand thread.

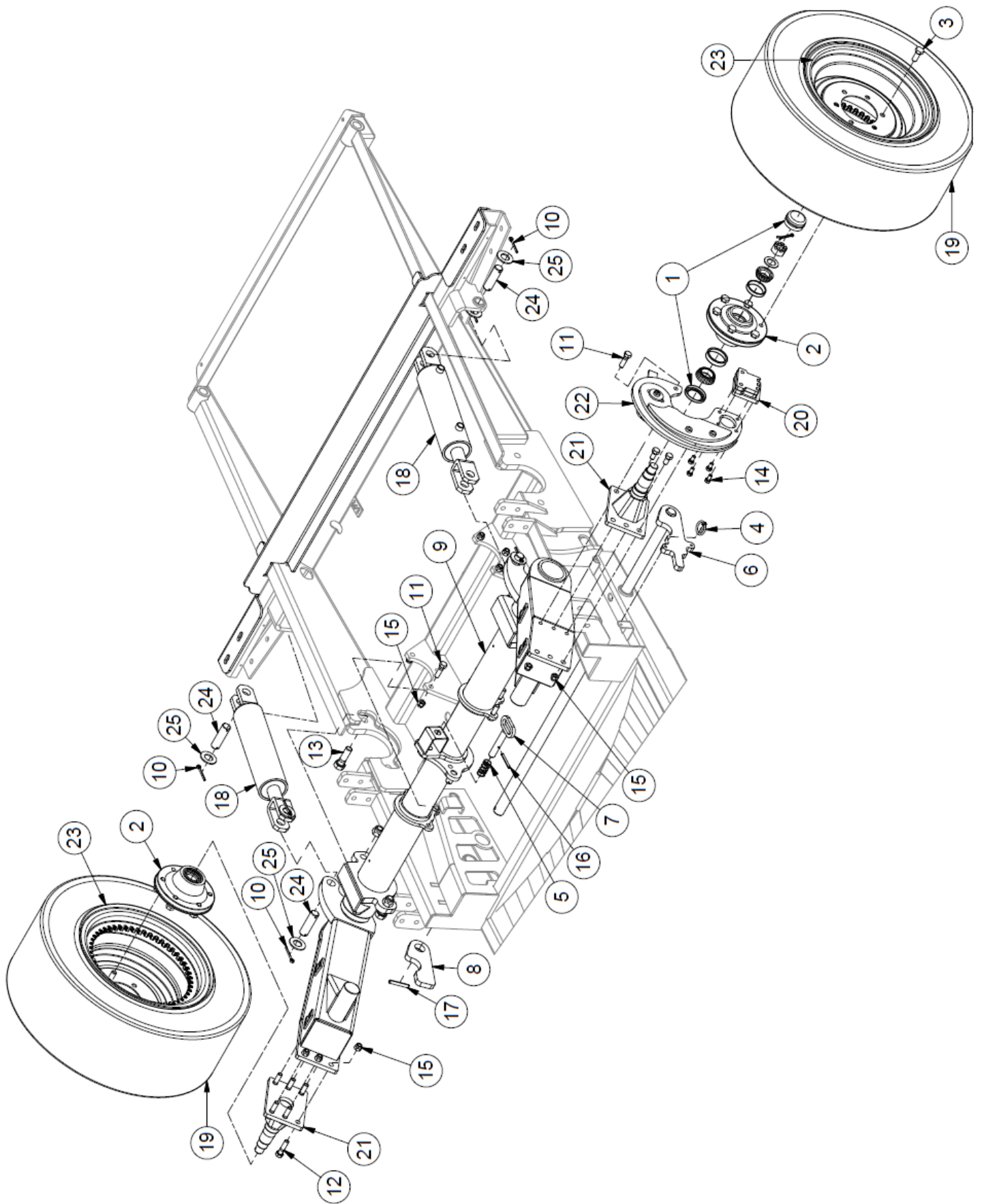
Roller Bed



Roller Bed

| ITEM | QTY | PART NUMBER | DESCRIPTION |
|------|-----|-----------------------|---|
| 1 | 3 | 25680 | Lynch Pin 3/16 X 1.5 |
| 2 | 2 | 44181 | 6 5/8" Roller |
| 3 | 7 | 44186 | 4" Roller |
| 4 | 1 | 44193 | Roller |
| 5 | 1 | 44198 | Right Rear Small Roller Mount |
| 6 | 1 | 44200 | Left Rear Small Roller Mount |
| 7 | 2 | 44650 | Bed Pivot Pin |
| 8 | 2 | 44653 | Linkage |
| 9 | 1 | 44654 | Bed Linkage |
| 10 | 1 | 44655 | Roller Bed Pivot Frame |
| 11 | 1 | 44661 | Bed Linkage |
| 12 | 1 | 44666 | Roller Bed |
| 13 | 18 | BEA P205-16-1 | Pillow Block Bearing 1"- BEA SBP205-16-1 |
| 14 | 2 | FW 1/4 | Flatwasher - 1/4" Zinc Plated USS |
| 15 | 72 | FW 3/8 | Flatwasher - 3/8" Zinc Plated USS |
| 16 | 4 | FW 5/16 | Flatwasher - 5/16" Zinc Plated USS |
| 17 | 2 | GR 1/4 X 28 | Grease Fitting 1/4-28 Strght-Standrd Zerk |
| 18 | 6 | HB 1/4-20X0.75 Z5 | Hex Bolt 1/4-20x3/4 Grade 5 Zinc Plated Hex Cap Screw |
| 19 | 2 | HB 1/4-20X1.5 Z5 | Hex Bolt 1/4-20x1 1/2 Grade 5 Zinc Plated Hex Cap Screw |
| 20 | 2 | HB 1-8X7 Z5 | Hex Bolt 1-8x7 Grade 5 Zinc Plated Hex Cap Screw |
| 21 | 2 | HB 3/4-10X2.5 Z5 | Hex Bolt 3/4-10x2 1/2 Grade 5 Zinc Plated Hex Cap Screw |
| 22 | 3 | HB 3/4-10X3 Z5 | Hex Bolt 3/4-10x3 Grade 5 Zinc Plated Hex Cap Screw |
| 23 | 8 | HB 3/8-16X1.5 Z5 | Hex Bolt 3/8-16x1 1/2 Grade 5 Zinc Plated Hex Cap Screw |
| 24 | 4 | HB 5/16-18X1.25 FHSCS | Hex Bolt - 5/16"-18 x 1 1/4" Flat Socket Cap Screw |
| 25 | 2 | LN 1 N | LN 1-8 Zinc Plated Nylon Insert Lock Nut |
| 26 | 2 | LN 1/4 N | LN 1/4-20 Zinc Plated Nylon Insert Lock Nut |
| 27 | 5 | LN 3/4 N | LN 3/4-10 Zinc Plated Nylon Insert Lock Nut |
| 28 | 36 | LN 3/8 N | LN 3/8-16 Zinc Plated Nylon Insert Lock Nut |
| 29 | 4 | LN 5/16 N | LN 5/16-18 Zinc Plated Nylon Insert Lock Nut |
| 30 | 2 | T650RL04 | Small Roller Bearing |

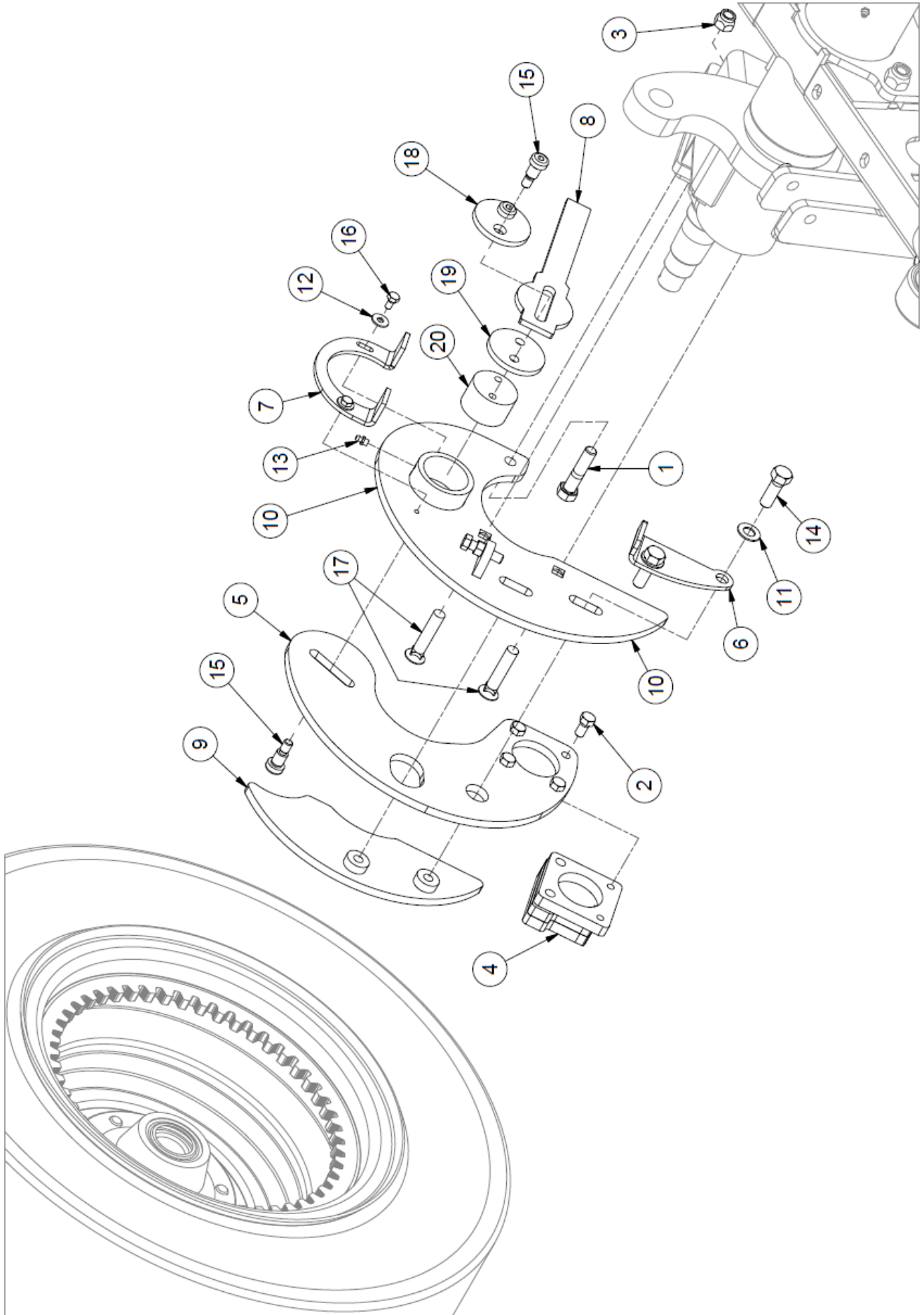
Rear Axle



Rear Axle

| ITEM | QTY | PART NUMBER | DESCRIPTION |
|------|-----|-------------------|---|
| 1 | 2 | HUB4000-CCS | Complete Bearing and Seals Kit |
| 2 | 2 | HUB 4000# | Hub 4000 lb |
| 3 | 12 | TL500-100-072 | Wheel Stud - Wheel Bolt 9/16 x 1 3/4 |
| 4 | 1 | 25680 | Lynch Pin 3/16 x 1.5 |
| 5 | 1 | 27566 | Last Pushoff Spring Pin |
| 6 | 1 | 43395 | Left Side Lock Yoke |
| 7 | 1 | 44563 | Bed Lock Handle |
| 8 | 1 | 44662 | Right Side Lock Yoke |
| 9 | 1 | 44840 | TL60 Cam Axle |
| 10 | 8 | CP.188 X 2 | 3-16 x 2.25 Cotter Pin, Brass |
| 11 | 7 | HB 1/2-13X1.75 Z5 | Hex Bolt 1/2-13x1 3/4 Grade 5 Zinc Plated Hex Cap Screw |
| 12 | 3 | HB 1/2-13X2 Z5 | Hex Bolt 1/2-13x2 Grade 5 Zinc Plated Hex Cap Screw |
| 13 | 4 | HB 3/4-10X2.5 Z5 | Hex Bolt 3/4-10x2 1/2 Grade 5 Zinc Plated Hex Cap Screw |
| 14 | 4 | HB 3/8-16X0.75 Z5 | Hex Bolt 3/8-16x3/4 Grade 5 Zinc Plated Hex Cap Screw |
| 15 | 5 | LN 1/2 N | LN 1/2-13 Zinc Plated Nylon Insert Lock Nut |
| 16 | 1 | RP 1/4 x 2 1/4 | Pin - Roll Pin 1/4 x 2 1/4 |
| 17 | 1 | RP 3/8 x 2 1/2 | Pin - Roll Pin 3/8 x 2 1/2 |
| 18 | 2 | TL5X2-100-207 | Cylinder, 3 .5 x 8 |
| 19 | 2 | TL5X2-500-114 | Lug Tire |
| 20 | 1 | TL109-100-345 | Brake Pad |
| 21 | 2 | TL109-100-356 | Rear Axle Spindle |
| 22 | 1 | TL109-100-360 | Power Drive Assembly RH |
| 23 | 2 | TL550-200-134 | Rim c/w Gear |
| 24 | 4 | 43229 | 1" Cylinder Pin |
| 25 | 8 | FW 1.0 | Flatwasher - 1" Zinc Plated USS |

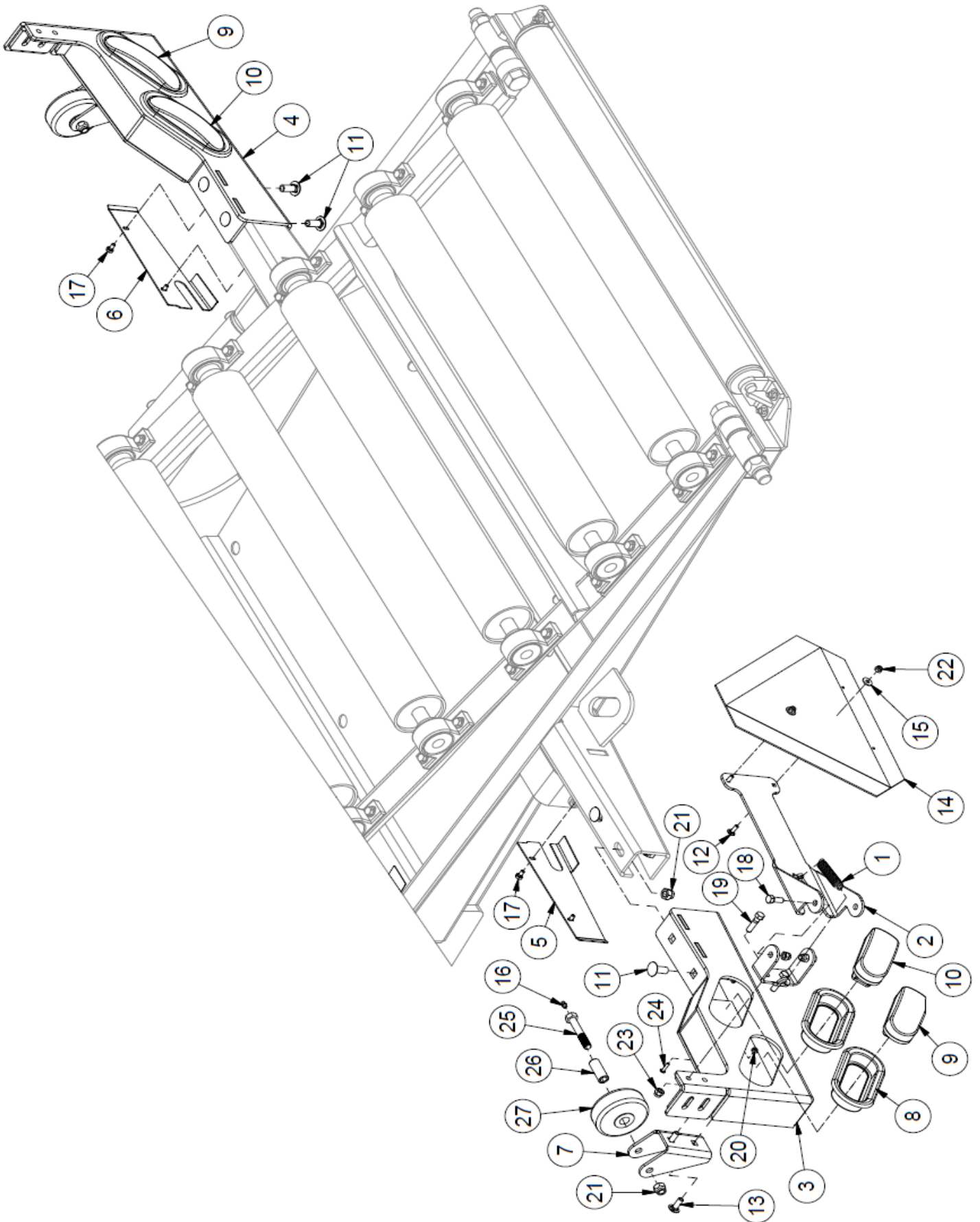
Parking Brake



Parking Brake

| ITEM | QTY | PART NUMBER | DESCRIPTION |
|------|-----|-------------------|---|
| 1 | 1 | HB 1/2-13X2.25 Z5 | Hex Bolt 1/2-13x2 1/4 Grade 5 Zinc Plated Hex Cap Screw |
| 2 | 4 | HB 3/8-16X0.75 Z5 | Hex Bolt 3/8-16x3/4 Grade 5 Zinc Plated Hex Cap Screw |
| 3 | 1 | LN 1/2 N | LN 1/2-13 Zinc Plated Nylon Insert Lock Nut |
| 4 | 1 | TL109-100-345 | Brake Pad |
| 5 | 1 | 25116 | Drive Engaging Plate |
| 6 | 1 | 25119 | Outside Plate Guide |
| 7 | 1 | 25121 | Handle Lock |
| 8 | 1 | 25122 | Handle |
| 9 | 1 | 25123 | Bolt-on Plate |
| 10 | 1 | 25124 | Plate - Power Drive Weldment |
| 11 | 2 | FW 1/2 | Flatwasher - 1/2" Zinc Plated USS |
| 12 | 2 | FW 1/4 | Flatwasher - 1/4" Zinc Plated USS |
| 13 | 1 | GR 1/4 X 28 | Grease Fitting 1/4-28 Straight Standard Zerk |
| 14 | 2 | HB 1/2-13X1.5 Z5 | Hex Bolt 1/2-13x1 1/2 Grade 5 Zinc Plated Hex Cap Screw |
| 15 | 3 | HB 1/2X5/8 SS | Socket Head Shoulder Screws - 1/2 Shldr x 5/8 x 3/8-16 |
| 16 | 2 | HB 1/4-20X0.5 Z5 | Hex Bolt 1/4-20x1/2 Grade 5 Zinc Plated Hex Cap Screw |
| 17 | 2 | PB 1/2-13X2.5 | Plow Bolts - 1/2-13 x 2 1/2 Flat Head Gr.5 |
| 18 | 1 | WHEEL2012 | Outside Handle Washer |
| 19 | 1 | WHEEL20121 | Inside Handle Washer |
| 20 | 1 | WHEEL9 | Eccentric |

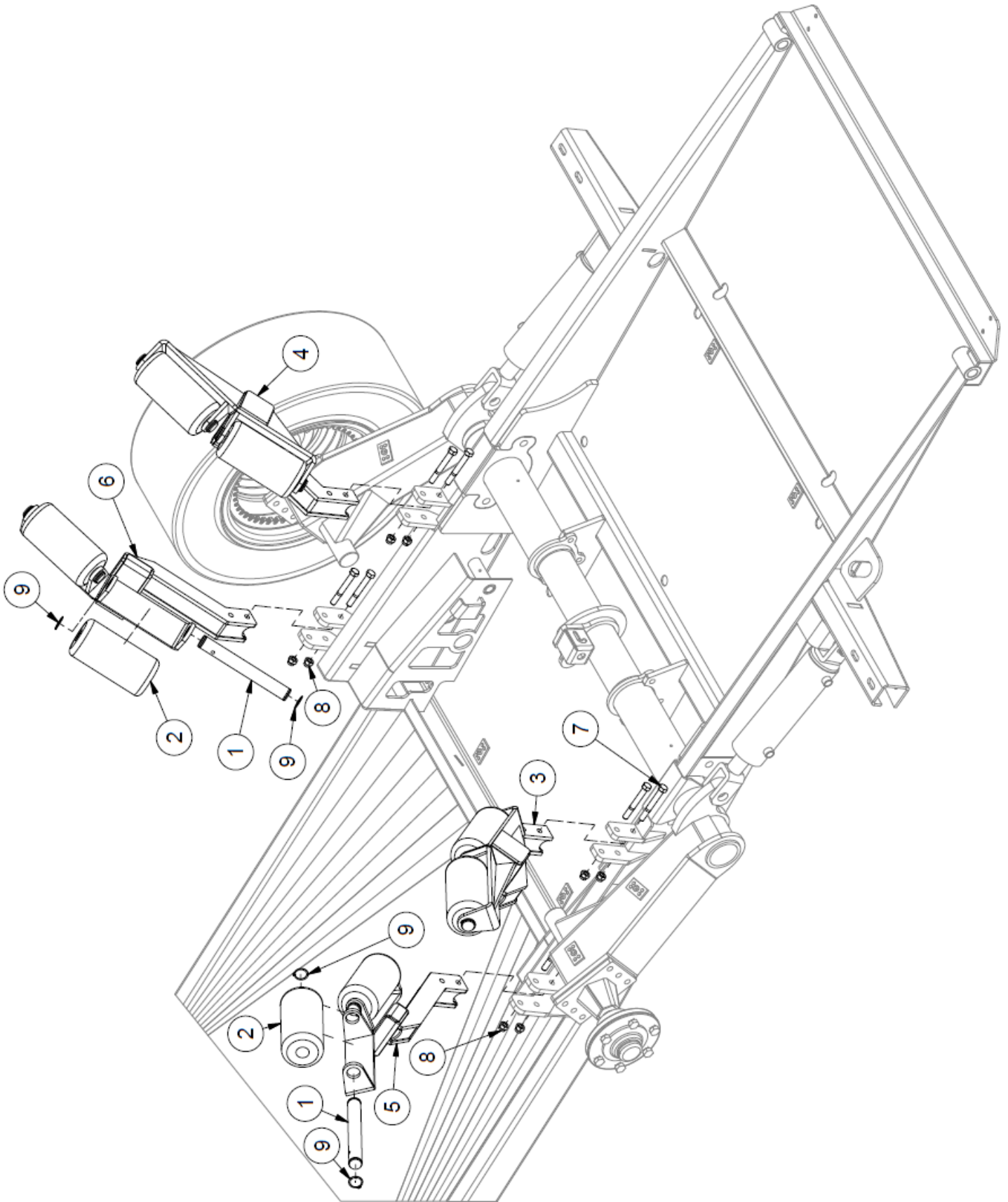
Rear Light Brackets



Rear Light Brackets

| ITEM | QTY | PART NUMBER | DESCRIPTION |
|------|-----|--------------------|---|
| 1 | 1 | 28771 | SMV Spring |
| 2 | 1 | 44204 | SMV Attachment |
| 3 | 1 | 44673 | Left Side Light Bracket |
| 4 | 1 | 44680 | Right Side Light Bracket |
| 5 | 1 | 44682 | Rear Left Cap |
| 6 | 1 | 44683 | Rear Right Cap |
| 7 | 2 | 44684 | Back Guide Wheel Mount |
| 8 | 1 | TL5X2-500-136 | Light Mount Grommet |
| 9 | 1 | TL5X2-500-138 | Amber Light |
| 10 | 1 | TL5X2-500-137 | Red Brake Light |
| 11 | 8 | CB 1/2-13 X1.25 Z5 | Carriage Bolt - 1/2-13 x 1 1/4" Grade 5 Zinc |
| 12 | 2 | CB 1/4-20 X0.75 Z5 | Carriage Bolt - 1/4-20 x 3/4" Grade 5 Zinc |
| 13 | 4 | CB 3/8-16 X1 Z5 | Carriage Bolt - 3/8-16 x 1" Grade 5 Zinc |
| 14 | 1 | DESMV | Slow Moving Vehicle Sign |
| 15 | 2 | FW 1/4 | Flatwasher - 1/4" Zinc Plated USS |
| 16 | 2 | GR 1/4 X 28 | Grease Fitting 1/4-28 Strght-Standr Zerk |
| 17 | 4 | HB 1/4-20X0.5 Z5 | Hex Bolt 1/4-20x1/2 Grade 5 Zinc Plated Hex Cap Screw |
| 18 | 2 | HB 3/8-16X1 Z5 | Hex Bolt 3/8-16x1 Grade 5 Zinc Plated Hex Cap Screw |
| 19 | 2 | HB 3/8-16X1.5 Z5 | Hex Bolt 3/8-16x1 1/2 Grade 5 Zinc Plated Hex Cap Screw |
| 20 | 2 | LN #10 N | LN 3/16-24 Zinc Plated Nylon Insert Lock Nut |
| 21 | 8 | LN 1/2 N | LN 1/2-13 Zinc Plated Nylon Insert Lock Nut |
| 22 | 4 | LN 1/4 N | LN 1/4-20 Zinc Plated Nylon Insert Lock Nut |
| 23 | 4 | LN 3/8 N | LN 3/8-16 Zinc Plated Nylon Insert Lock Nut |
| 24 | 2 | MS #10X24X0.75 | Machine Screw - (Inch) |
| 25 | 2 | TL500-100-015 | Hoop Wheel Axle Bolt |
| 26 | 2 | TL550-200-016 | Spanner |
| 27 | 2 | TLWHEEL01 | Hoop Wheel |

Guide Rollers - Standard

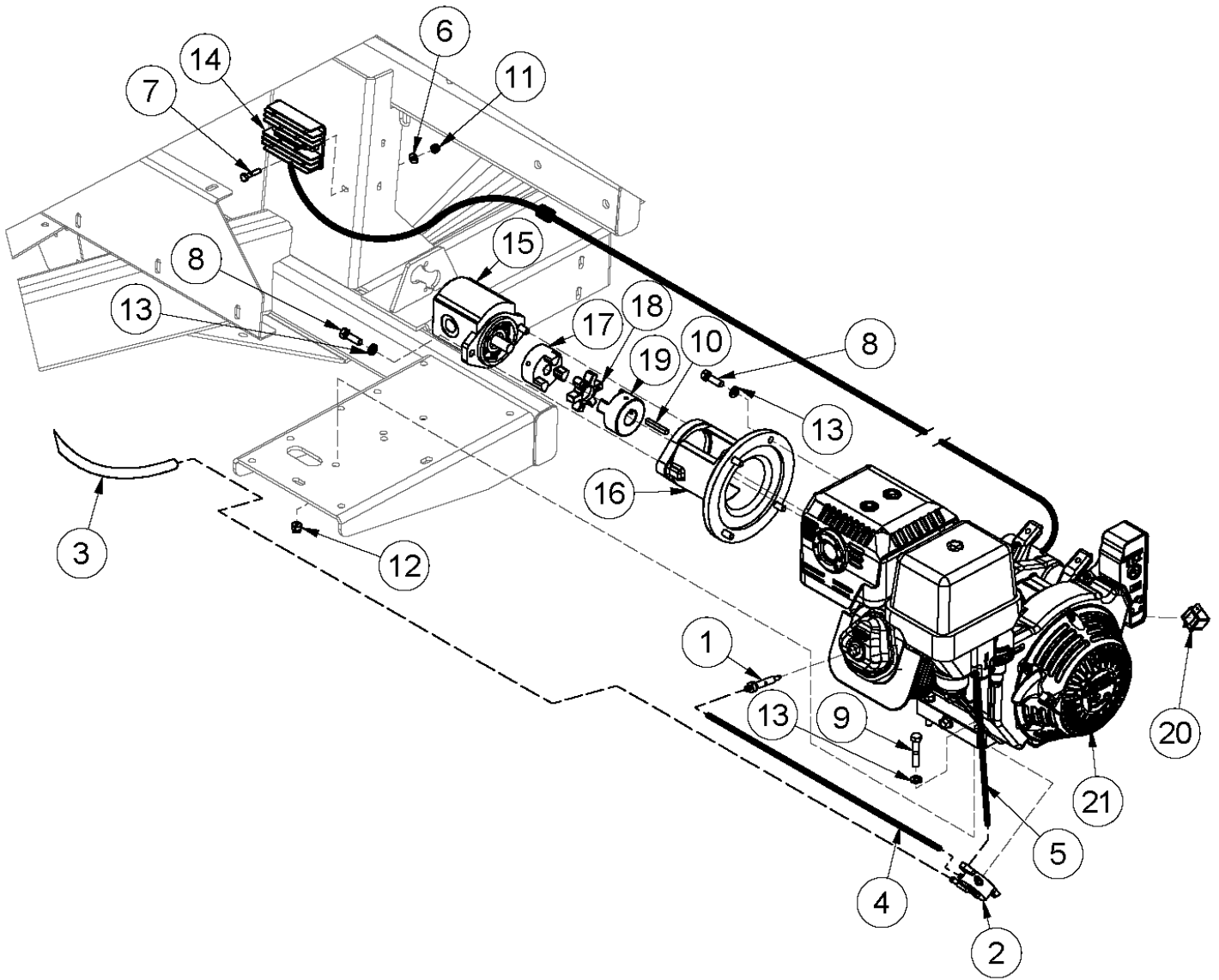


Guide Rollers - Standard

| ITEM | QTY | PART NUMBER | DESCRIPTION |
|------|-----|----------------|---|
| 1 | 8 | 41302 | Guide Roller Shaft |
| 2 | 8 | 41604 | 8" UHMW Guide Roller |
| 3 | 1 | 43389 | Left Back Guid Roller Mount |
| 4 | 1 | 43392 | Right Back Guide Roller Mount |
| 5 | 1 | 44685 | Left Front Guide Roller Mount |
| 6 | 1 | 44696 | Right Front Guide Roller Mount |
| 7 | 8 | HB 1/2-13X4 Z5 | Hex Bolt 1/2-13x4 Grade 5 Zinc Plated Hex Cap Screw |
| 8 | 8 | LN 1/2 N | LN 1/2-13 Zinc Plated Nylon Insert Lock Nut |
| 9 | 16 | RR 1.188 | Retaining Ring-1 3/16- External |

Section 2: Engines

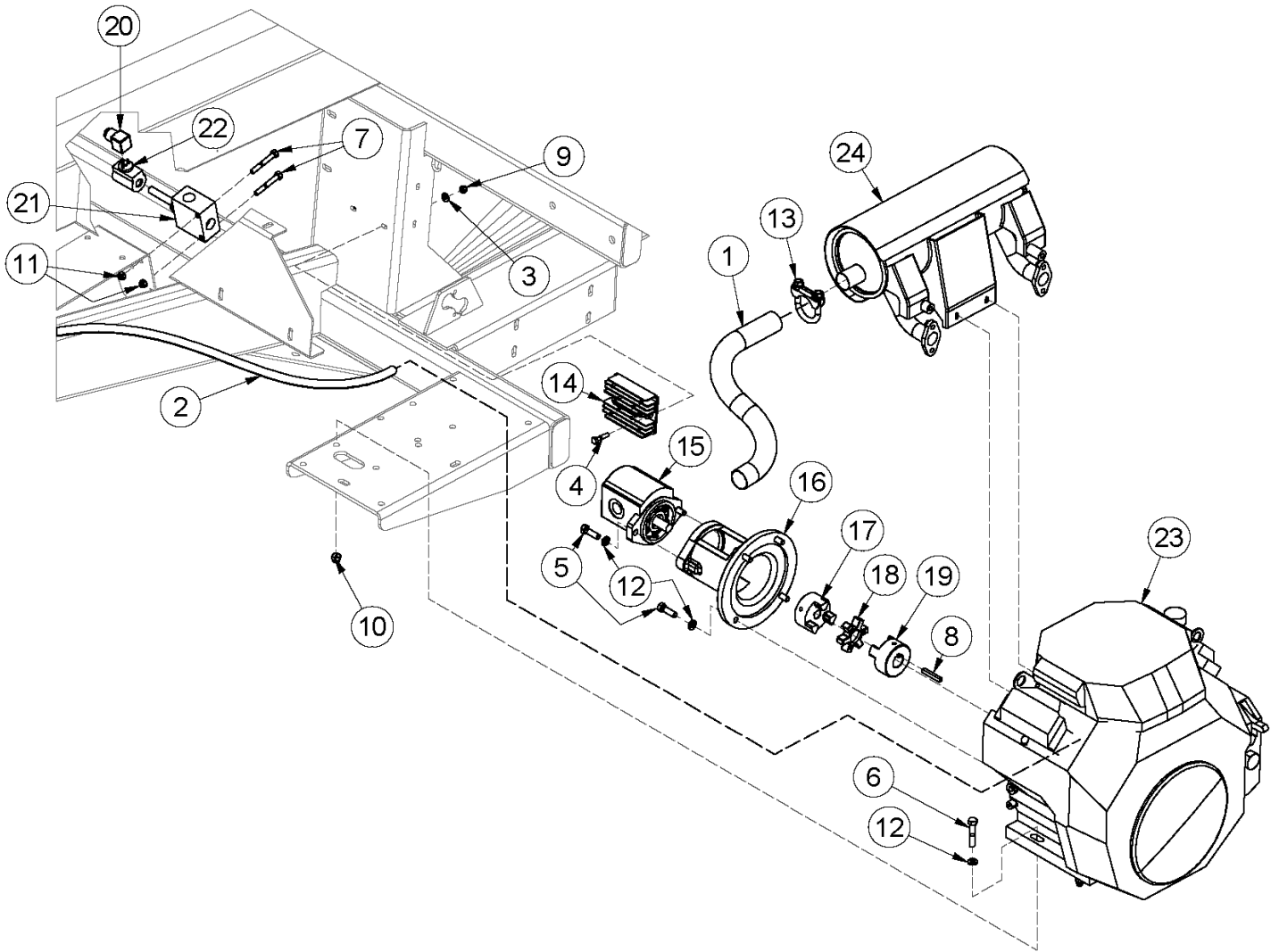
TL13HP - 13hp Honda



TL13Hp - 13hp Honda

| ITEM | QTY | PART NUMBER | DESCRIPTION |
|------|-----|--------------------|---|
| 1 | 1 | 25591 | 13HP Valve Cover Bolt for Fuel Pump |
| 2 | 1 | 25649 | Fuel Pump (Honda #16700Z0J013) |
| 3 | 1 | 40957 | Long Fuel Line |
| 4 | 1 | 40962 | Piston Discharge Line |
| 5 | 1 | 40963 | Engine Fuel Line |
| 6 | 2 | FW 1/4 | Flatwasher - 1/4" Zinc Plated USS |
| 7 | 2 | HB 1/4-20X1.1/4 Z5 | Hex Bolt - 1/4"-20 x 1-1/4" Grade 5 Zinc Plated Hex Cap Screw |
| 8 | 6 | HB 3/8-16X1.1/4 Z5 | Hex Bolt 3/8-16 x 1 1/4" Grade 5 Zinc Plated Hex Cap Screw N.C. |
| 9 | 4 | HB 3/8-16X2.0 Z5 | Hex Bolt 3/8-16 x 2" Grade 5 Zinc Plated Hex Cap Screw N.C. |
| 10 | 1 | KS40960 | Key .25 x 1.75 |
| 11 | 2 | LN 1/4 N | Locknuts - 1/4-20 Zinc Plated Nylon Insert |
| 12 | 4 | LN 3/8 N | Locknuts - 3/8-16 Zinc Plated Nylon Insert Lock Nut |
| 13 | 10 | LW 3/8 | Lockwasher - 3/8" Zinc Plated Medium Split |
| 14 | 1 | TL31620-ZG5-033 | Honda 20 Amp Rectifier for 13.5 & 20 HP (GX620 Engine Only) |
| 15 | 1 | TL500-100-181 | Hydraulic Pump (13 HP Engine) |
| 16 | 1 | TL500-100-182 | Adapter, Engine to Pump |
| 17 | 1 | TL500-100-183 | Lovejoy Coupling Pump Side |
| 18 | 1 | TL500-100-184 | Coupling Spacer |
| 19 | 1 | TL500-100-185 | Love Joy Coupling Engine Side |
| 20 | 1 | TL500-100-220 | 35 AMP Relay |
| 21 | 1 | TL5X2-100-200 | 13 HP Honda 18 Amp Engine |

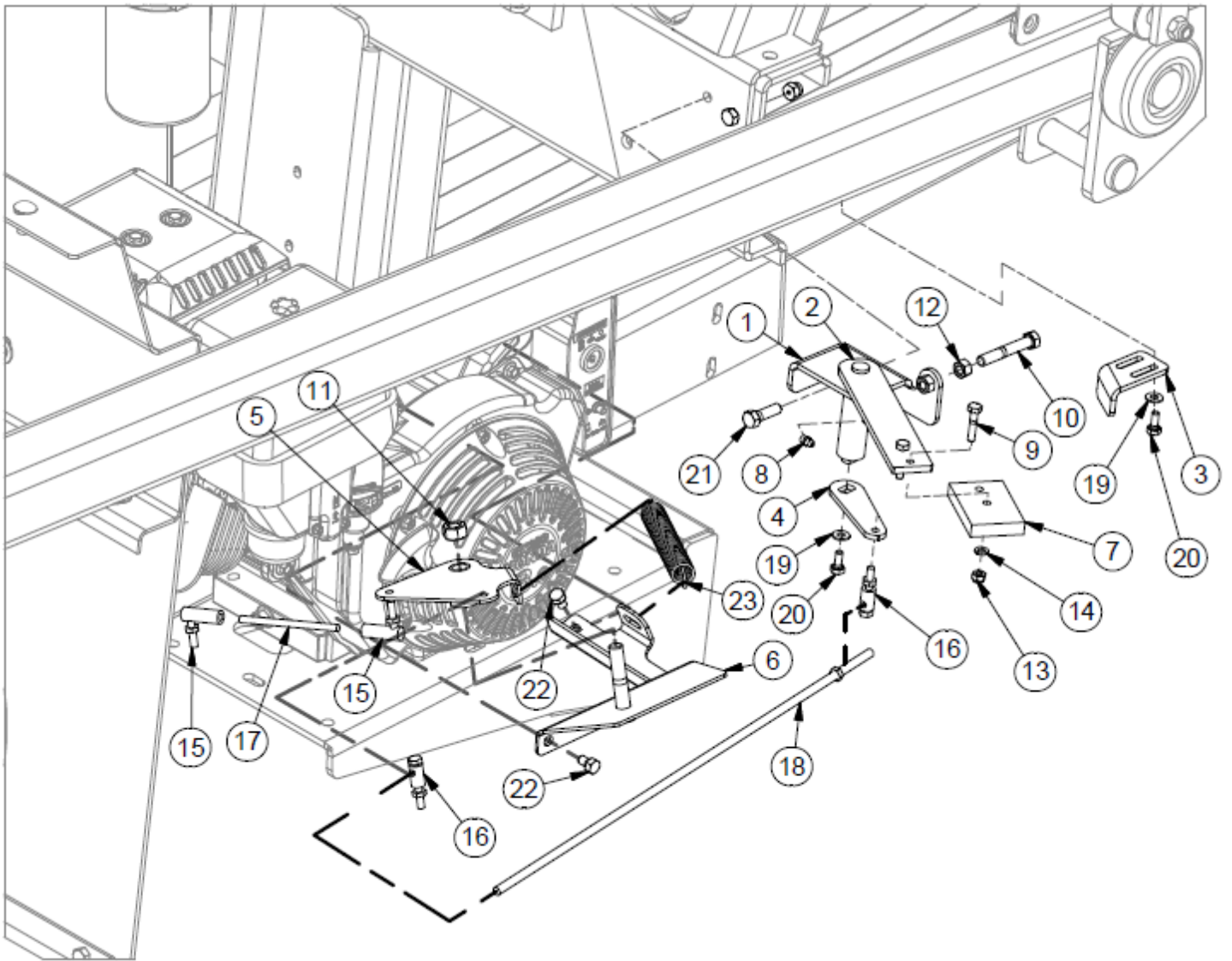
TL20HP - 20hp Honda



TL20HP - 20hp Honda

| ITEM | QTY | PART NUMBER | DESCRIPTION |
|------|-----|---------------------|---|
| 1 | 1 | 36945 | 20 HP Muffler Pipe |
| 2 | 1 | 40957 | Long Fuel Line |
| 3 | 2 | FW 1/4 | Flatwasher - 1/4" Zinc Plated USS (6480) |
| 4 | 2 | HB 1/4-20X1.1/4 Z5 | Hex Bolt - 1/4"-20 x 1-1/4" Grade 5 Zinc Plated Hex Cap Screw |
| 5 | 6 | HB 3/8-16X1.1/4 Z5 | Hex Bolt 3/8-16 x 1 1/4" Grade 5 Zinc Plated Hex Cap Screw N.C. |
| 6 | 4 | HB 3/8-16X2.0 Z5 | Hex Bolt 3/8-16 x 2" Grade 5 Zinc Plated Hex Cap Screw N.C. |
| 7 | 2 | HB 5/16-18X2.1/4 Z5 | Hex Bolt - 5/16-18 x 2-1/4 Grade 5 Zinc Hex Cap Screw |
| 8 | 1 | KS40960 | Key .25 x 1.75 |
| 9 | 2 | LN 1/4 N | Locknuts - 1/4-20 Zinc Plated Nylon Insert |
| 10 | 4 | LN 3/8 N | Locknuts - 3/8-16 Zinc Plated Nylon Insert Lock Nut |
| 11 | 2 | LN 5/16 N | Locknut - 5/16-18 Type NE Zinc Plated Nylon Insert |
| 12 | 10 | LW 3/8 | Lockwasher - 3/8" Zinc Plated Medium Split (5500) |
| 13 | 1 | MC 1 1/2 | Muffler Clamp 1 1/2" Pipe (MC7112) |
| 14 | 1 | TL31750-Z2E-803 | Honda 20AMP Rectifier for GX630 Engine |
| 15 | 1 | TL5X2-101-181 | Hydraulic Pump (20 HP Engine) |
| 16 | 1 | TL500-100-182 | Adapter, Engine to Pump |
| 17 | 1 | TL500-100-183 | Lovejoy Coupling Pump Side |
| 18 | 1 | TL500-100-184 | Coupling Spacer |
| 19 | 1 | TL500-100-185 | Love Joy Coupling Engine Side |
| 20 | 1 | 31305 | Wiring Harness for Dump Valve |
| 21 | 1 | TL6X2-102-202 | Dump Valve (Includes Base and Relief) |
| 21A | 1 | 31545 | Dump Valve Body and Cartridge (20 HP) |
| 22 | 1 | TL6X2-102-204 | Dump Valve Solenoid (Coil) Round Coil |
| 22A | 1 | 31546 | Dump Valve Solenoid (Coil) Square Coil |
| 23 | 1 | TL6X2-100-200 | 20 HP Honda Engine |
| 24 | 1 | TLVHRM6 | Muffler |

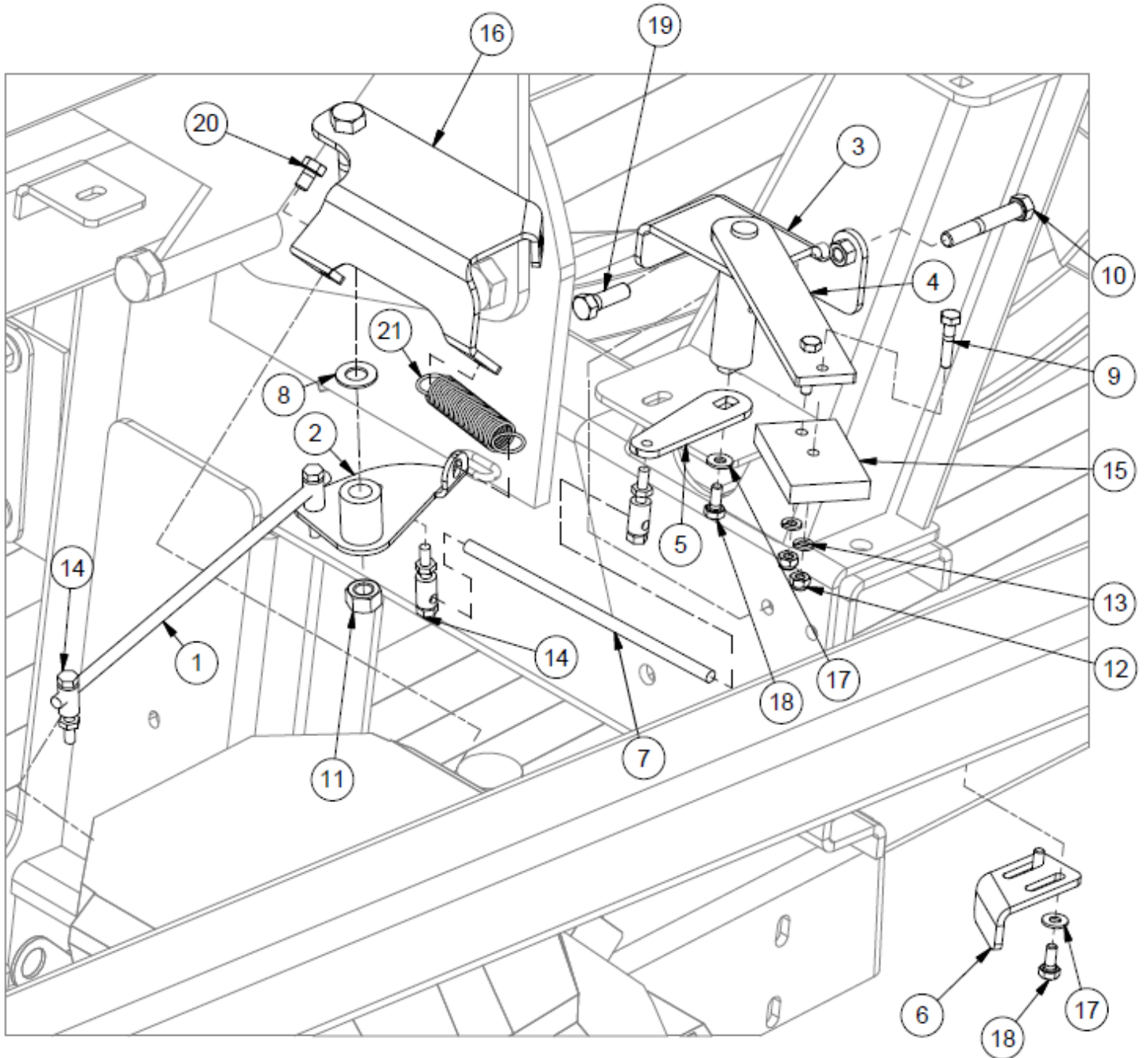
13hp Throttle Linkage



13hp Throttle Linkage

| ITEM | QTY | PART NUMBER | DESCRIPTION |
|------|-----|--------------------|--|
| 1 | 1 | 44629 | Throttle Pivot Mount |
| 2 | 1 | 44627 | Throttle Pivot |
| 3 | 1 | 44628 | Throttle Bracket |
| 4 | 1 | 44630 | Pivot Link Plate |
| 5 | 1 | 44631 | Throttle Swivel Palte |
| 6 | 1 | 44632 | Throttle Swivel Mount Base |
| 7 | 1 | TL5X2-100-232 | Striker Block |
| 8 | 1 | GR 1/4 X 28 | Grease Fitting 1/4-28 Strght-Standr Zerk |
| 9 | 2 | HB 1/4-20X1.1/4 Z5 | Hex Bolt - 1/4"-20 x 1-1/4" Grade 5 Zinc Plated Hex Cap Screw |
| 10 | 1 | HB 3/8-16X2.1/2 Z5 | Hex Bolt 3/8"-16 x 2-1/2" Grade 5 Zinc Plated Hex Cap Screw NC |
| 11 | 1 | HN 1/2 | Hex Nut 1/2"-13 Grade 5 Zinc Plated Finished NC |
| 12 | 1 | HN 3/8 | Hex Nut 3/8"-16 Grade 5 Zinc Plated Finished NC |
| 13 | 2 | LN 1/4 N | Locknuts - 1/4-20 Zinc Plated Nylon Insert |
| 14 | 2 | LW 1/4 | Lockwasher - 1/4" Zinc Plated Medium Split |
| 15 | 2 | TL550-100-065 | Ball Joint |
| 16 | 2 | TL550-100-067 | Linkage Pivot |
| 17 | 1 | 44626 | 1/4 x 4 UNF Threaded Rod C/W 2 Nut |
| 18 | 1 | 44633 | 13hp Control Rod |
| 19 | 9 | FW 1/4 | Flatwasher - 1/4" Zinc Plated USS |
| 20 | 3 | HB 1/4-20X 5/8 Z5 | Hex Bolt - 1/4"-20 x 5/8" Grade 5 Zinc Plated Hex Cap Screw |
| 21 | 24 | HB 3/8-16X1.1/4 Z5 | Hex Bolt 3/8-16 x 1 1/4" Grade 5 Zinc Plated Hex Cap Screw NC |
| 22 | 5 | HB 5/16-18X 1/2 Z5 | Hex Bolt 5/16-18 x 1/2" Grade 5 Zinc Plated Hex Cap Screw NC |
| 23 | 2 | TL550-100-069 | Throttle Spring |

20hp Throttle Linkage

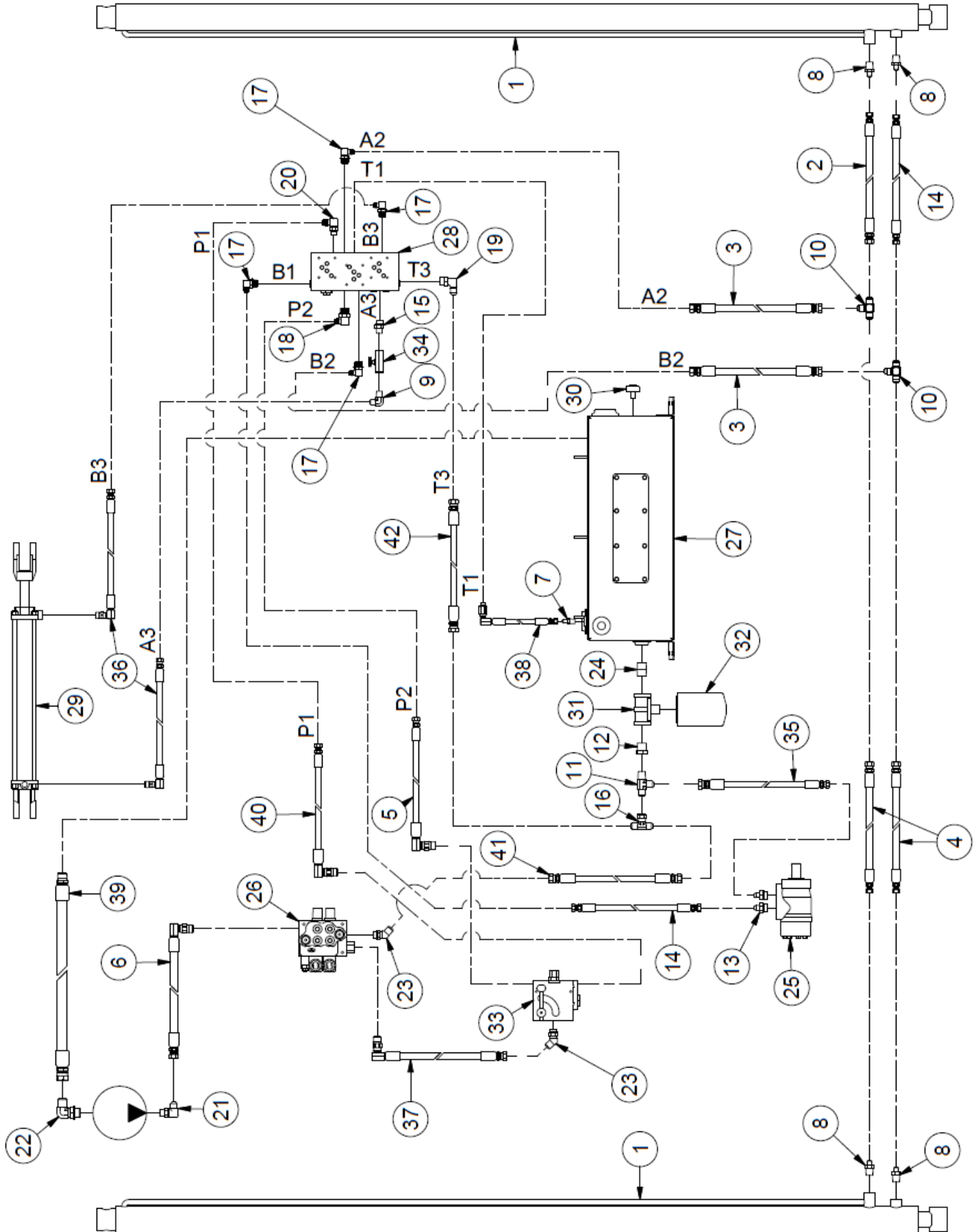


20hp Throttle Linkage

| ITEM | QTY | PART NUMBER | DESCRIPTION |
|------|-----|--------------------|--|
| 1 | 1 | 44644 | 20hp Rod |
| 2 | 1 | 44643 | 20hp Swing Link |
| 3 | 1 | 44629 | Throttle Bracket |
| 4 | 1 | 44627 | Throttle Pivot |
| 5 | 1 | 44646 | Pivot Link Plate |
| 6 | 1 | 44628 | Throttle Bracket |
| 7 | 1 | 44647 | Link Rod |
| 8 | 1 | FW 1/2 | Flatwasher - 1/2" Zinc Plated USS |
| 9 | 2 | HB 1/4-20X1.1/4 Z5 | Hex Bolt - 1/4"-20 x 1-1/4" Grade 5 Zinc Plated Hex Cap Screw |
| 10 | 1 | HB 3/8-16X2.1/2 Z5 | Hex Bolt 3/8"-16 x 2-1/2" Grade 5 Zinc Plated Hex Cap Screw NC |
| 11 | 1 | HN 1/2 | Hex Nut 1/2"-13 Grade 5 Zinc Plated Finished NC |
| 12 | 2 | LN 1/4 N | Locknuts - 1/4-20 Zinc Plated Nylon Insert |
| 13 | 2 | LW 1/4 | Lockwasher - 1/4" Zinc Plated Medium Split |
| 14 | 4 | TL550-100-067 | Linkage Pivot |
| 15 | 1 | TL5X2-100-232 | Striker Block 1/2 x 2 x 3 |
| 16 | 1 | 44645 | Engine Bracket for 20HP |
| 17 | 3 | FW 1/4 | Flatwasher - 1/4" Zinc Plated USS |
| 18 | 3 | HB 1/4-20X 5/8 Z5 | Hex Bolt - 1/4"-20 x 5/8" Grade 5 Zinc Plated Hex Cap Screw |
| 19 | 2 | HB 3/8-16X1.1/4 Z5 | Hex Bolt 3/8-16 x 1 1/4" Grade 5 Zinc Plated Hex Cap Screw NC |
| 20 | 2 | HB 5/16-18X 1/2 Z5 | Hex Bolt 5/16-18 x 1/2" Grade 5 Zinc Plated Hex Cap Screw NC |
| 21 | 1 | TL550-100-069 | Throttle Spring |

Section 3: Hydraulics

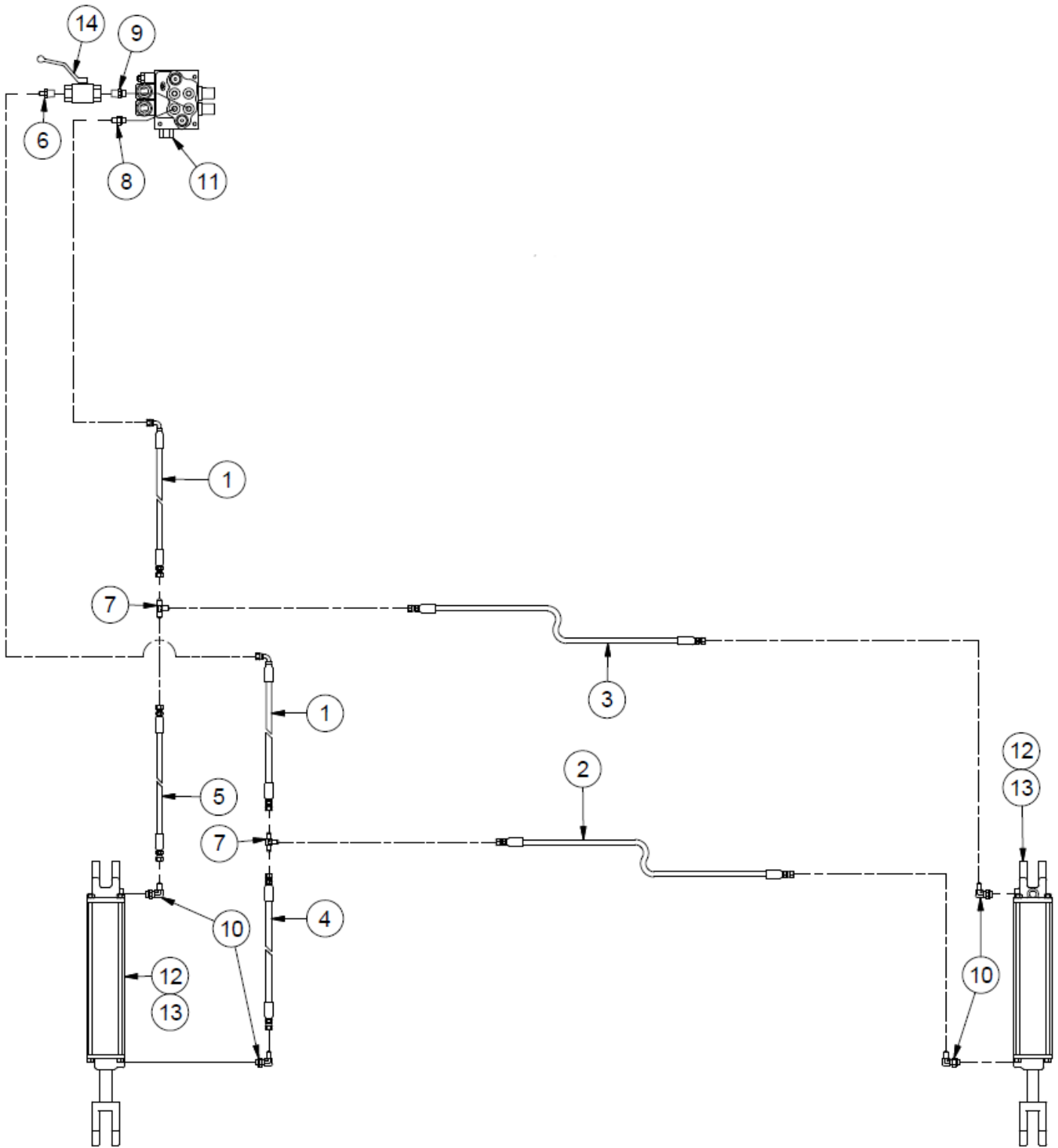
Hydraulic Layout - 13hp Front Circuits



Hydraulic Layout - 13hp Front Circuits

| ITEM | QTY | PART NUMBER | DESCRIPTION |
|------|-----|---------------------|--|
| 1 | 2 | 40253 | Ram Cylinder |
| 2 | 2 | SK P16-083S | Seal Kit 2.5" (Pneu-Hyd) |
| 3 | 1 | 41543 | HH53-6AT1(8FJX-6FJX) HCL 53" |
| 4 | 2 | 41830 | HH30"- 8ATI(8FJX-8FJX)30" HCL |
| 5 | 2 | 41831 | HH28"- 6ATI(6FJX-8FJX)28" HCL |
| 6 | 1 | 41833 | HH95"- 6ATI(8MBX90-6FJX)95" HCL |
| 7 | 2 | 41834 | HH104"- 8ATI(8MBX90-8FJX)104" HCL |
| 8 | 1 | HF 2404-4-4 | Hyd. Fitting - Male JIC - Male Pipe |
| 9 | 4 | HF 2404-6-8 | Hyd Fitting, Male JIC - Male Pipe |
| 10 | 1 | HF 2501-6-6 | Hyd Fitting - Male JIC - Male Pipe 90 Degree |
| 11 | 2 | HF 2603-8-8-8 | Hyd Fitting |
| 12 | 1 | HF 2605-8-8 | Male JIC - Male Pipe |
| 13 | 1 | HF 5406-12-8 | Hyd. Fitting - Reducer Bushing |
| 14 | 2 | HF 6400-6-10 | Hyd Fitting -Male JIC - Male ORB |
| 15 | 1 | HF 6401-6-6 | Hydraulic Adapter - Male OTB - Male Pipe |
| 16 | 1 | HF 6401-8-6 | Hydraulic Adapter - Male ORB - Male Pipe |
| 17 | 1 | HF 6600-8-8-8 | Hyd. Fitting - Male JIC - Female JIC Tee |
| 18 | 4 | HF 6801-6-8 | Hyd Fitting - Male JIC - Male ORB 90 Degree |
| 19 | 1 | HF 6801-6-10 | Hyd. Fitting -Male JIC - Male ORB 90 Degree Elbow |
| 20 | 1 | HF 6801-8-6-NWO | Adapter |
| 21 | 1 | HF 6801-8-8 | Hyd. Fitting- 1/2" JIC- 1/2" SAE 90 Deg Elbow |
| 22 | 1 | HF 6801-8-10 | Hyd. Fitting -1/2" JIC - 5/8" 90 Degree Elbow |
| 23 | 1 | HF 6801-12-12 | Forged Fitting - 3/4" JIC x 3/4" SAE 90 Deg. Elbow |
| 24 | 2 | HF 6802-8-8 | Hyd. Fitting- Male JIC- Male ORB 45 Deg |
| 25 | 1 | PI 3/4 CLOSE NIPPLE | Close Nipple Sch 80 3/4 |
| 26 | 1 | TL5X2-200-050 | Hydraulic Motor (M t S 2009 Models) |
| 27 | 1 | TL5X2-201-055 | 2 Spool Monoblock Valve |
| 28 | 1 | TL5X2-500-151 | Hydraulic Oil Tank |
| 29 | 1 | TL500-100-056 | 3 Station Custom Manifold |
| 30 | 1 | TL500-100-103 | Hydraulic Cylinder, 2 x 16 |
| 31 | 1 | SK AGU201125-10 | Seal Kit - 2" Kinacor Cylinder |
| 32 | 1 | TL500-100-171 | Sight Gauge |
| 33 | 1 | TL500-100-172 | Filter Base |
| 34 | 1 | TL500-100-173 | 10 Micron Filter |
| 35 | 1 | TL500-100-193 | Flow Control - RD 150-08 |
| 36 | 1 | TL550-200-006 | Steering Speed Control (Needle Valve) |
| 37 | 1 | TLT5E102-09 | HH48 - 6ATI(8FJXH-6FJXH)48HCL |
| 38 | 2 | TLT5E606-09 | HH92.50 - 6ATI(6MBX90,6FJXH) 92.50" E/E |
| 39 | 1 | TLT5M111-09 | HH24.75- 8ATI(8MBX90-8FJX)24.75 - E/E |
| 40 | 1 | TLTLE101-09 | HH25-4ATI(4FJXH-6MBX90)25"HCL |
| 41 | 1 | TL-TLM517 | HH37.5 - 12G4H(12MP,12FJXH) 37.5HCL |
| 42 | 1 | TLX204-09 | HH80-6ATI-8MBX90-6FJX-80-CL/E |
| 43 | 1 | TLX205-09 | HH74.25-6ATI-8FJX-8FJX-74.25-E/E |
| 44 | 1 | TLX210-09 | HH22.25 - 8ATI(8FJX-8FJX) 22.25-CL/E |

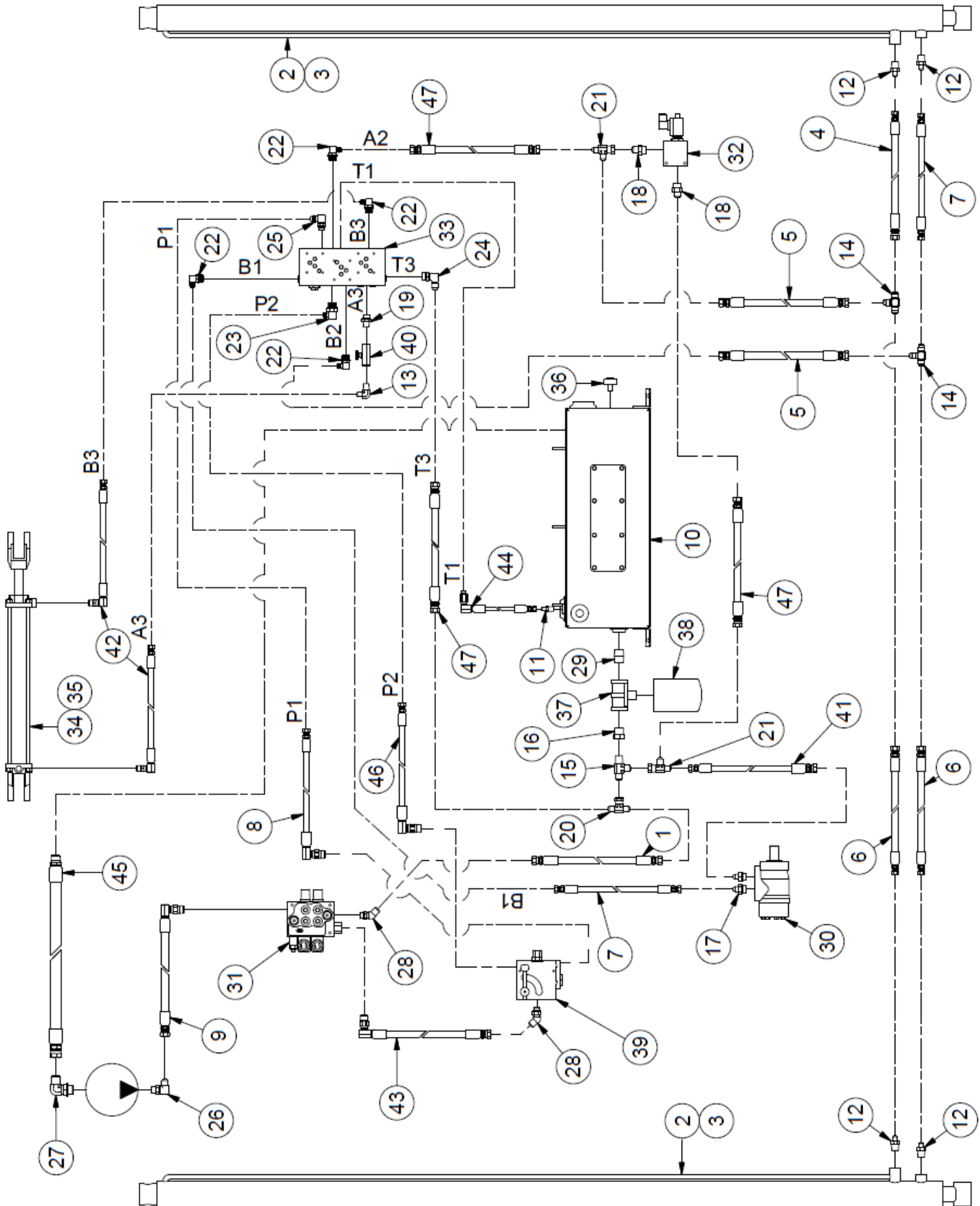
Hydraulic Layout - 13hp Rear Circuits



Hydraulic Layout - 13hp Rear Circuits

| ITEM | QTY | PART NUMBER | DESCRIPTION |
|------|-----|-----------------|---|
| 1 | 2 | 41838 | HH200"- 4ATI(4FJX-4FJX90S)200" HCL |
| 2 | 1 | 41839 | HH62"- 4ATI(4FJX-4FJX)62" HCL |
| 3 | 1 | 41840 | HH52"- 4ATI(4FJX-4FJX)52" HCL |
| 4 | 1 | 41841 | HH24"- 4ATI(4FJX-4FJX)24" HCL |
| 5 | 1 | 41842 | HH14"- 4ATI(4FJX-4FJX)14" HCL |
| 6 | 1 | HF 2404-4-6 | Hyd. Fitting - Male JIC - Male Pipe |
| 7 | 2 | HF 2603-4-4-4 | Hyd Fitting - Male JIC Tee |
| 8 | 1 | HF 6400-4-6 | Hyd Fitting - Male JIC - Male ORB |
| 9 | 1 | HF 6401-6-6 | Hydraulic Adapter - Male OTB - Male Pipe |
| 10 | 4 | HF 6801-4-6 | Hyd Fitting - Male JIC - Male ORB 90 Degree |
| 11 | 1 | TL5X2-201-055 | 2 Spool Monoblock Valve |
| 12 | 2 | TL500-100-082 | Hydraulic Cylinder (HYS25SPE08-2176) |
| 13 | 2 | SK AGU251125-10 | Seal Kit for 25 Series Cylinder |
| 14 | 1 | VAL BV73-100 | Valve 1/2" Ball |

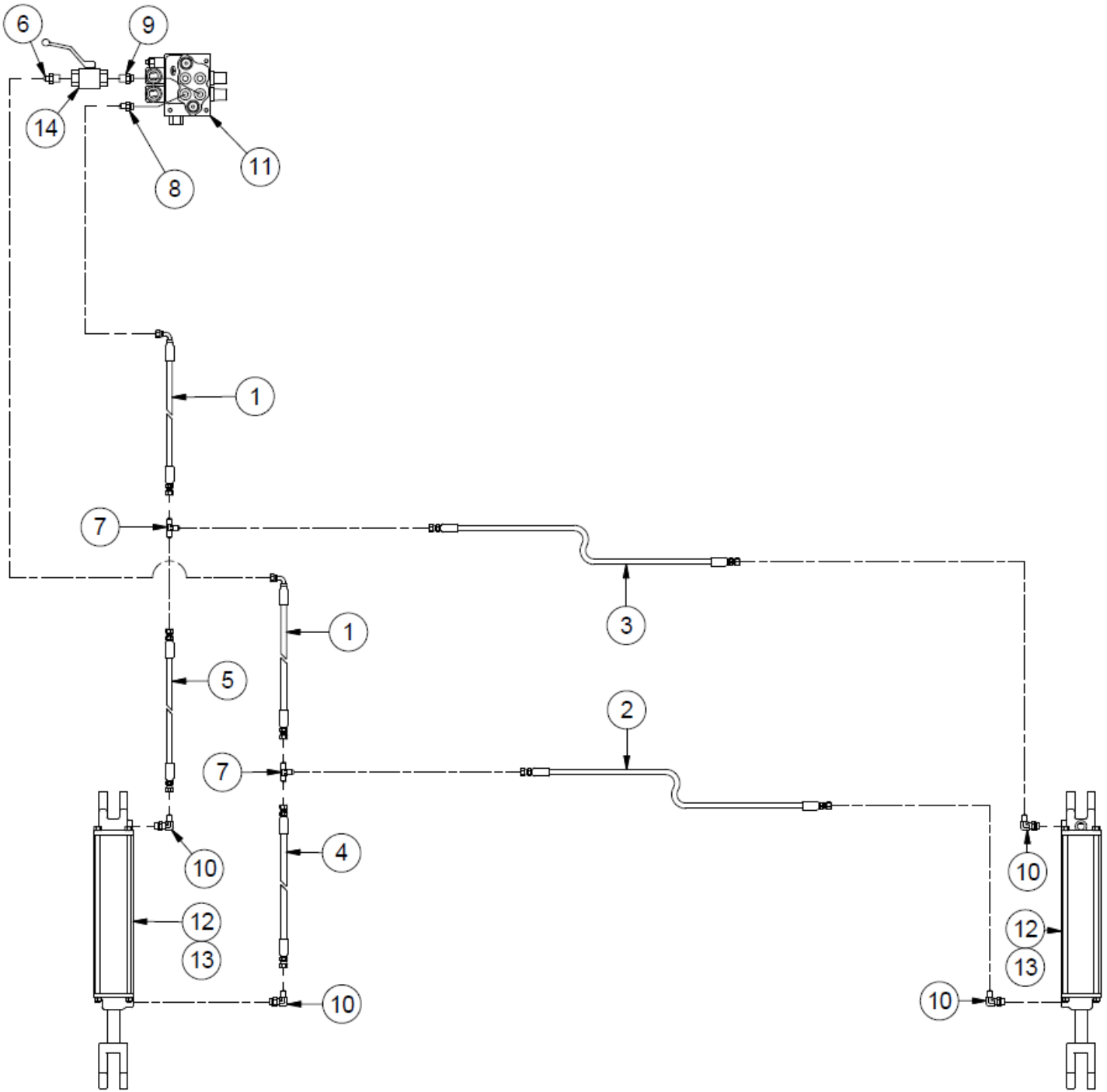
Hydraulic Layout - 20hp Front Circuits



Hydraulic Layout - 20hp Front Circuits

| ITEM | QTY | PART NUMBER | DESCRIPTION |
|------|-----|---------------------|--|
| 1 | 1 | 25274 | HH80 - 8AT1(8FJ,8FJX)HCL 80" |
| 2 | 2 | 40253 | TL6000 Ram Cylinder |
| 3 | 2 | SK P16-083S | Seal Kit 2.5" (Pneu-Hyd) |
| 4 | 1 | 41543 | HH53-6AT1(8FJX-6FJX) HCL 53" |
| 5 | 2 | 41830 | HH30"- 8ATI(8FJX-8FJX)30" HCL |
| 6 | 2 | 41831 | HH28"- 6ATI(6FJX-8FJX)28" HCL |
| 7 | 1 | 41832 | HH56"- 6ATI(6FJX-8FJX)56" HCL |
| 8 | 1 | 41833 | HH95"- 6ATI(8MBX90-6FJX)95" HCL |
| 9 | 1 | 41834 | HH104"- 8ATI(8MBX90-8FJX)104" HCL |
| 10 | 1 | 44251 | Hydraulic Oil Tank |
| 11 | 1 | HF 2404-4-4 | Hyd. Fitting - Male JIC - Male Pipe |
| 12 | 4 | HF 2404-6-8 | Hyd Fitting, Male JIC - Male Pipe |
| 13 | 1 | HF 2501-6-6 | Hyd Fitting - Male JIC - Male Pipe 90 Degree |
| 14 | 2 | HF 2603-8-8-8 | Hyd Fitting |
| 15 | 1 | HF 2605-8-8-8 | Male JIC - Male Pipe |
| 16 | 1 | HF 5406-12-8 | Hyd. Fitting - Reducer Bushing |
| 17 | 2 | HF 6400-6-10 | Hyd Fitting -Male JIC - Male ORB |
| 18 | 2 | HF 6400-8-10 | Hyd Fitting - Male JIC - Male ORB |
| 19 | 1 | HF 6401-8-6 | Hydraulic Adapter - Male ORB - Male Pipe |
| 20 | 1 | HF 6600-8-8-8 | Hyd. Fitting - Male JIC - Female JIC Tee |
| 21 | 2 | HF 6602-8-8-8 | Hyd Fitting Run Tee M-JIC/F-JIC/M-JIC |
| 22 | 4 | HF 6801-6-8 | Hyd Fitting - Male JIC - Male ORB 90 Degree |
| 23 | 1 | HF 6801-6-10 | Hyd. Fitting -Male JIC - Male ORB 90 Degree Elbow |
| 24 | 1 | HF 6801-8-6-NWO | Adapter |
| 25 | 1 | HF 6801-8-8 | Hyd. Fitting- 1/2" JIC- 1/2" SAE 90 Deg Elbow |
| 26 | 1 | HF 6801-8-10 | Hyd. Fitting -1/2" JIC - 5/8" 90 Degree Elbow |
| 27 | 1 | HF 6801-12-12 | Forged Fitting - 3/4" JIC x 3/4" SAE 90 Deg. Elbow |
| 28 | 2 | HF 6802-8-8 | Hyd. Fitting- Male JIC- Male ORB 45 Deg |
| 29 | 1 | PI 3/4 CLOSE NIPPLE | Close Nipple Sch 80 3/4 |
| 30 | 1 | TL5X2-200-050 | Hydraulic Motor (M t S 2009 Models) |
| 31 | 1 | TL5X2-201-055 | 2 Spool Monoblock Valve |
| 32 | 1 | TL5X2-500-161 | Dump Valve |
| 33 | 1 | TL500-100-056 | 3 Station Custom Manifold |
| 34 | 1 | TL500-100-103 | Hydraulic Cylinder, 2 x 16 |
| 35 | 1 | SK AGU201125-10 | Seal Kit - 2" Kinacor Cylinder |
| 36 | 1 | TL500-100-171 | Sight Gauge |
| 37 | 1 | TL500-100-172 | Filter Base |
| 38 | 1 | TL500-100-173 | 10 Micron Filter |
| 39 | 1 | TL500-100-193 | Flow Control - RD 150-08 |
| 40 | 1 | TL550-200-006 | Steering Speed Control (Needle Valve) |
| 41 | 1 | TLT5E102-09 | HH48 - 6ATI(8FJXH-6FJXH)48HCL |
| 42 | 2 | TLT5E606-09 | HH92.50 - 6ATI(6MBX90,6FJXH) 92.50" E/E |
| 43 | 1 | TLT5M111-09 | HH24.75- 8ATI(8MBX90-8FJX)24.75 - E/E |
| 44 | 1 | TLTLE101-09 | HH25-4ATI(4FJXH-6MBX90)25"HCL |
| 45 | 1 | TL-TLM517 | HH37.5 - 12G4H(12MP,12FJXH) 37.5HCL |
| 46 | 1 | TLX204-09 | HH80-6ATI-8MBX90-6FJX-80-CL/E |
| 47 | 3 | TLX210-09 | HH22.25 - 8ATI(8FJX-8FJX) 22.25-CL/E |

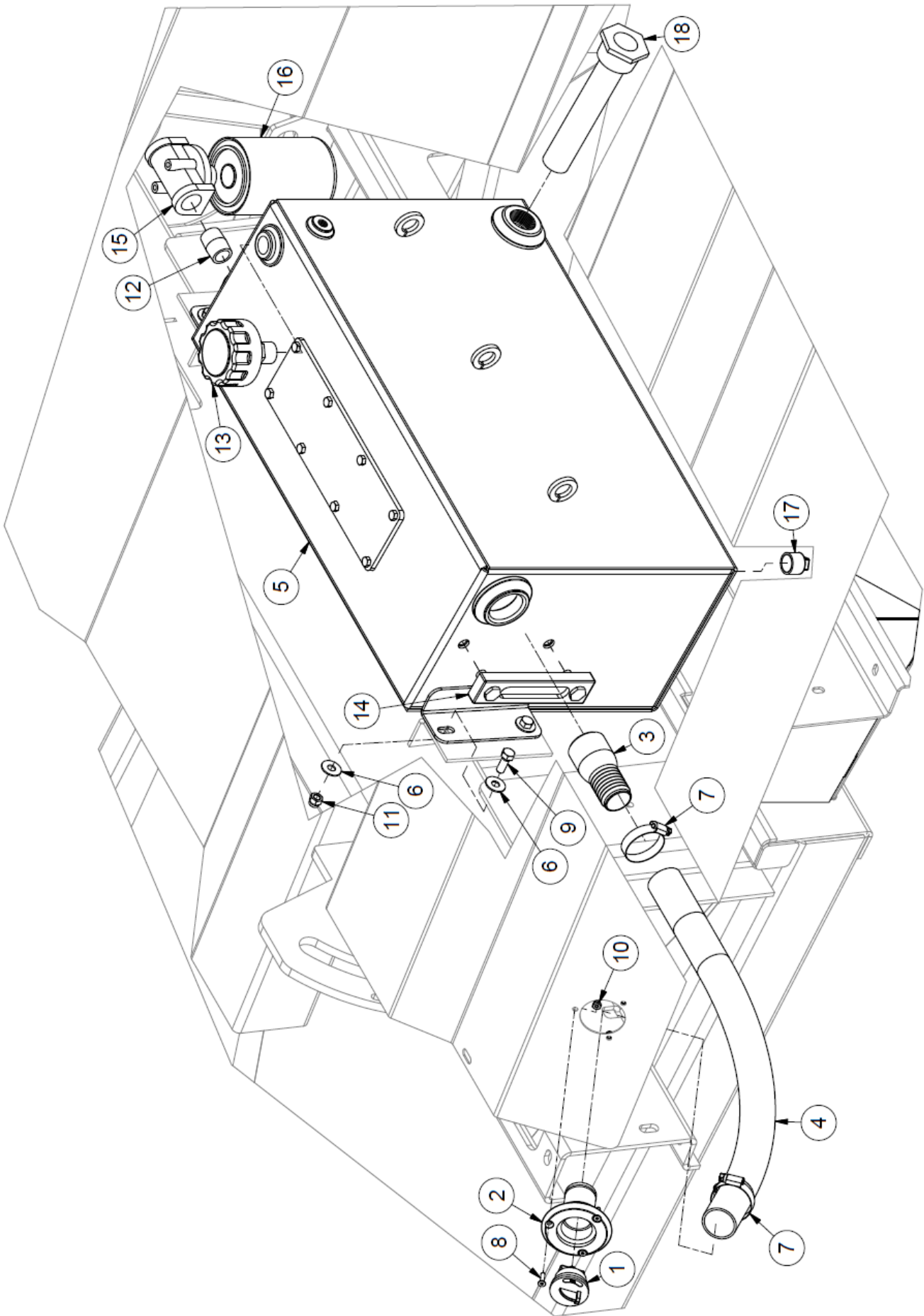
Hydraulic Layout - 20hp Rear Circuits



Hydraulic Layout - 20hp Rear Circuits

| ITEM | QTY | PART NUMBER | DESCRIPTION |
|------|-----|-----------------|---|
| 1 | 1 | 41838 | HH200"- 4ATI(4FJX-4FJX90S)200" HCL |
| 2 | 1 | 41839 | HH62"- 4ATI(4FJX-4FJX)62" HCL |
| 3 | 1 | 41840 | HH52"- 4ATI(4FJX-4FJX)52" HCL |
| 4 | 1 | 41841 | HH24"- 4ATI(4FJX-4FJX)24" HCL |
| 5 | 1 | 41842 | HH14"- 4ATI(4FJX-4FJX)14" HCL |
| 6 | 1 | HF 2404-4-6 | Hyd. Fitting - Male JIC - Male Pipe |
| 7 | 2 | HF 2603-4 | Hyd Fitting - Male JIC Tee |
| 8 | 1 | HF 6400-4-6 | Hyd Fitting - Male JIC - Male ORB |
| 9 | 1 | HF 6401-6-6 | Hydraulic Adapter - Male OTB - Male Pipe |
| 10 | 4 | HF 6801-4-6 | Hyd Fitting - Male JIC - Male ORB 90 Degree |
| 11 | 1 | TL5X2-201-055 | 2 Spool Monoblock Valve |
| 12 | 2 | TL500-100-082 | Hydraulic Cylinder |
| 13 | 2 | SK AGU251125-10 | Seal Kit for 25 Series Cylinder |
| 14 | 1 | VAL BV73-100 | Valve 1/2" Ball |

Hydraulic Oil Tank



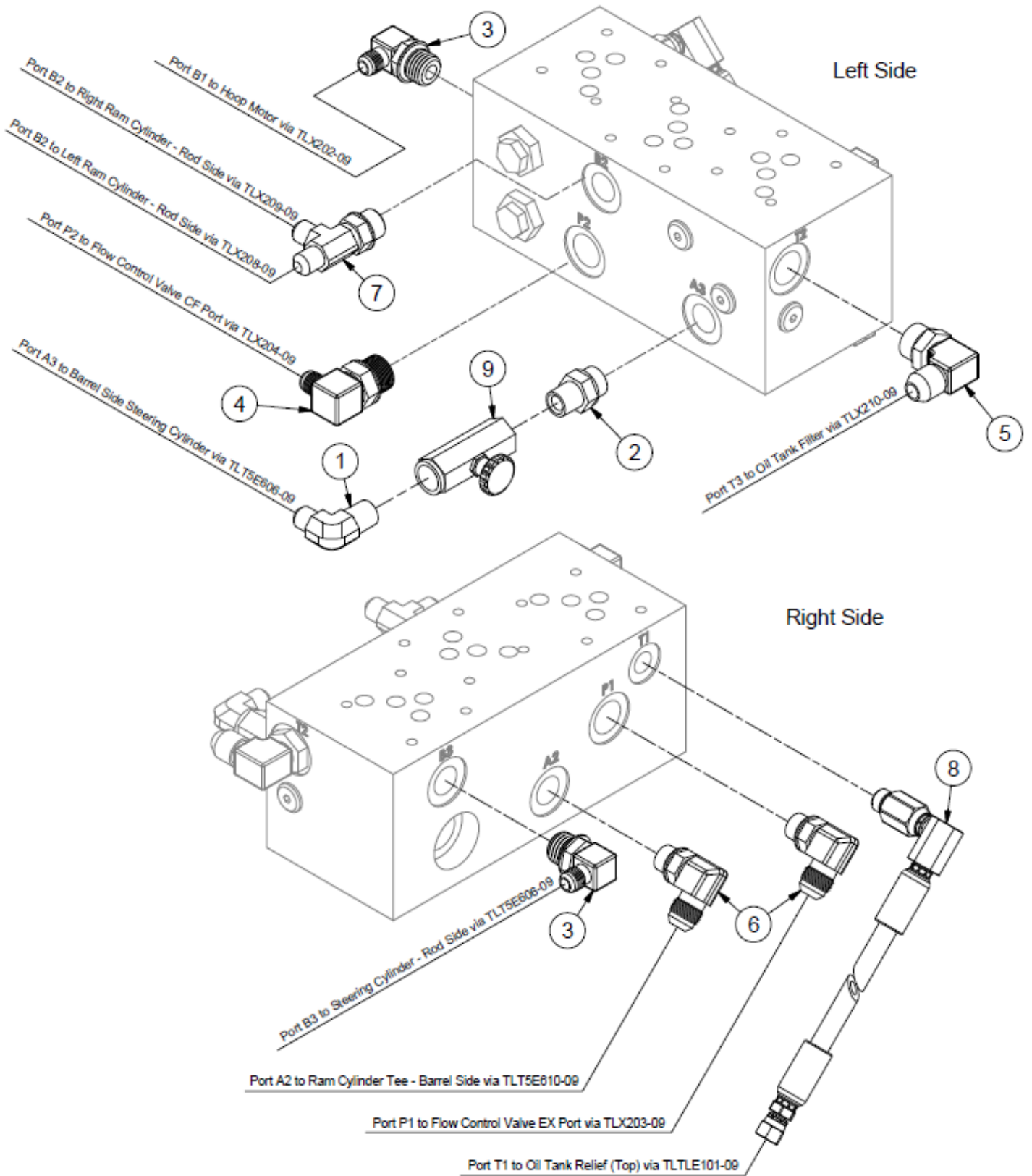
Hydraulic Oil Tank

| ITEM | QTY | PART NUMBER | DESCRIPTION |
|------|-----|----------------------|---|
| 1 | 1 | 30868 | Hydraulic Oil Fill Cap |
| 2 | 1 | 30869 | Hydraulic Oil Fill Body |
| 3 | 1 | 30894 | Oil Fill Barb Fitting |
| 4 | 1 | 44111 | Oil Fill Tube |
| 5 | 1 | 44251 | Hydraulic Oil Tank |
| 6 | 8 | FW 3/8 | Flatwasher - 3/8" Zinc Plated USS |
| 7 | 2 | GC 24 | 2" Gear Clamp |
| 8 | 3 | HB #10-24X0.75 FHSCS | Hex Bolt - 3/16"-24 x 3/4" Flat Socket Cap Screw |
| 9 | 4 | HB 3/8-16X1 Z5 | Hex Bolt 3/8-16x1 Grade 5 Zinc Plated Hex Cap Screw |
| 10 | 3 | LN #10 N | LN 3/16-24 Zinc Plated Nylon Insert Lock Nut |
| 11 | 4 | LN 3/8 N | LN 3/8-16 Zinc Plated Nylon Insert Lock Nut |
| 12 | 1 | PI .75 CLOSE NIPPLE | Close Nipple Sch 80 3/4 |
| 13 | 1 | TL500-100-169 | Breather Cap |
| 14 | 1 | TL500-100-171 | Sight Gauge |
| 15 | 1 | TL500-100-172 | Filter Base |
| 16 | 1 | TL500-100-173 | 10 Micron Filter |
| 17 | 1 | TL500-100-174 | Magnetic Plug |
| 18 | 1 | TL500-100-175 | Suction Strainer |

Oil in Unit: AW32 SAE10 Hydraulic Oil

| FILTER CROSS REFERENCE | |
|------------------------|-----------|
| FILTER | REFERENCE |
| Stauf | SF6520 |
| Gresen | F22001 |
| Fram | P1653-A |
| Fleetguard | HF6510 |
| Cross | 1A9021 |

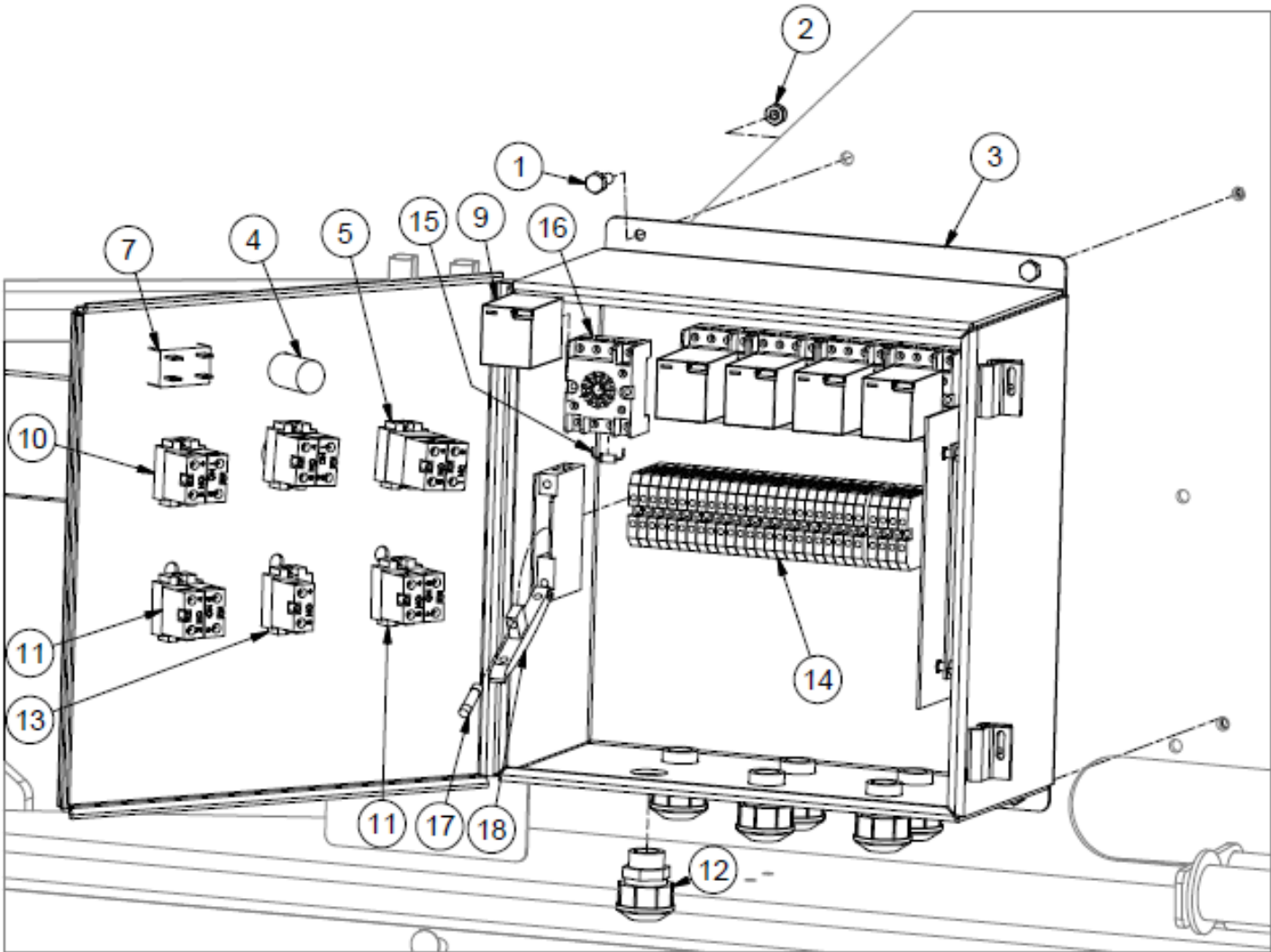
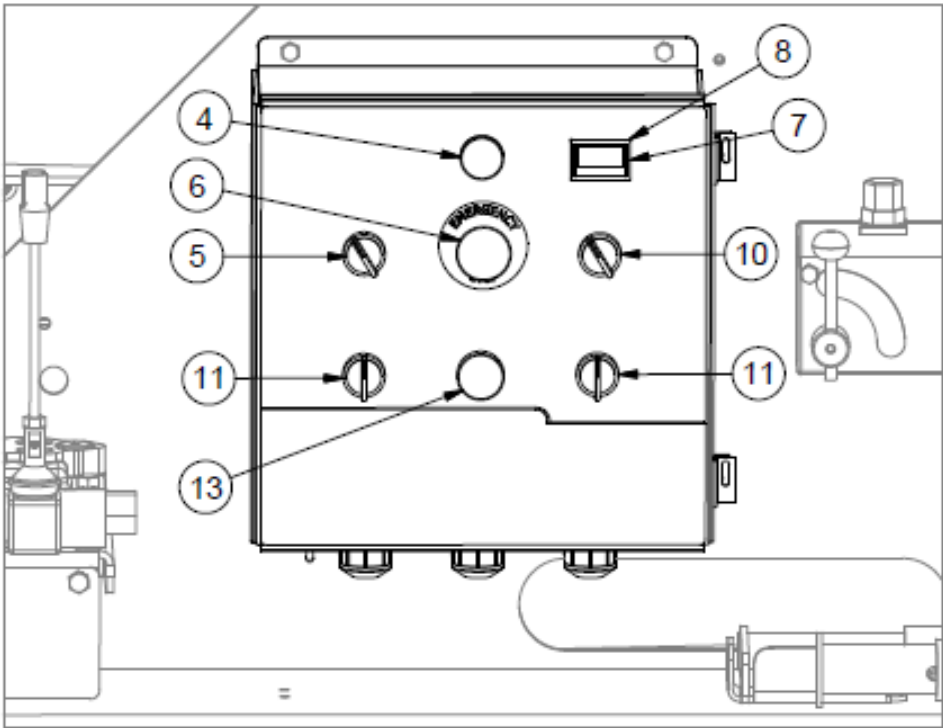
Hydraulic Manifold Connections



Hydraulic Manifold Connections

| ITEM | QTY | PART NUMBER | DESCRIPTION |
|------|-----|--------------------|---|
| 1 | 1 | HF 2501-6-6 | Hyd Fitting - Male JIC - Male Pipe 90 Degree |
| 2 | 1 | HF 6401-8-6 | Hyd Fitting |
| 3 | 2 | HF 6801-6-8 | Hyd Fitting - Male JIC - Male ORB 90 Degree |
| 4 | 1 | HF 6801-6-10 | Hyd. Fitting -Male JIC - Male ORB 90 Degree Elbow |
| 5 | 1 | HF 6801-8-6 | Adapter |
| 6 | 2 | HF 6801-8-8 | Hyd. Fitting- 1/2" JIC- 1/2" SAE 90 Deg Elbow |
| 7 | 1 | HF 6804-6-8-6 | Hyd Fitting - Male JIC - Male ORB Tee |
| 8 | 1 | TLTLE101-09 | HH25-4ATI(4FJXH-6MBX90)25"HCL |
| 9 | 1 | VAL FT-03-2090 NPT | Flow Control Valve |

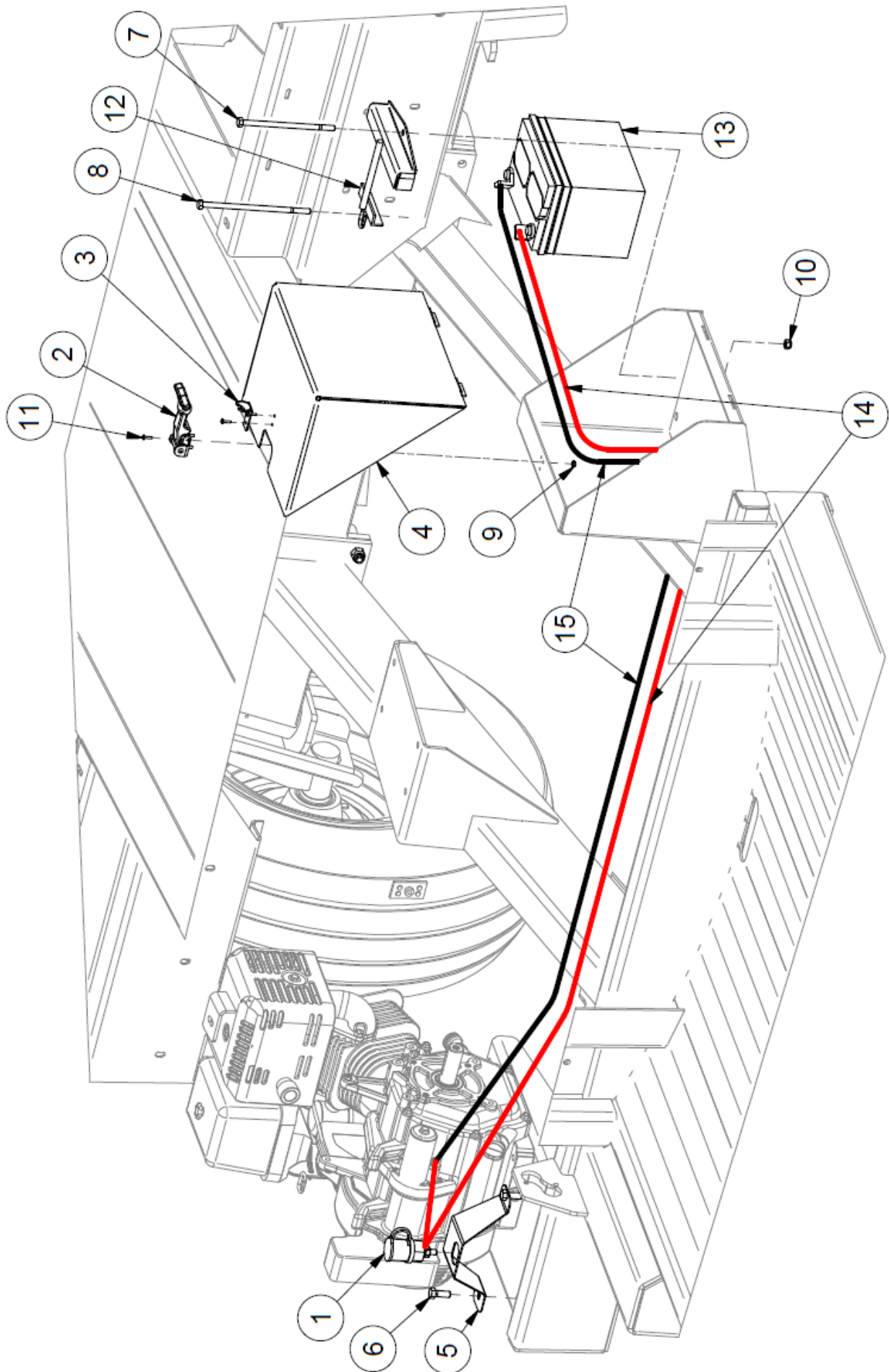
Section 4: Electrical Control Panel



Control Panel

| ITEM | QTY | PART NUMBER | DESCRIPTION |
|------|-----|-------------------|---|
| 1 | 4 | HB 1/4-20X0.75 Z5 | Hex Bolt 1/4-20x3/4 Grade 5 Zinc Plated Hex Cap Screw |
| 2 | 4 | LN 1/4 N | LN 1/4-20 Zinc Plated Nylon Insert Lock Nut |
| 3 | 1 | TL550-200-061 | Complete Control Panel |
| 4 | 1 | 25674 | LED Light |
| 5 | 1 | 25762 | On/Off Switch |
| 6 | 1 | 25763 | Emergency Stop Button |
| 7 | 1 | 44917 | Bale Count Screen |
| 8 | 1 | 44918 | Bale Count Screen Gasket |
| 9 | 5 | TL500-100-221 | Control Relay |
| 10 | 1 | TL550-100-076 | Man/Auto Switch |
| 11 | 2 | TL550-100-077 | Steering Switch |
| 12 | 6 | TL550-100-086 | PVC Wire Holder |
| 13 | 1 | TL550-150-083 | DIN Rail Fuse Holder |
| 14 | 26 | TL550-150-084 | DIN Rail Terminal Block |
| 15 | 2 | TL550-150-085 | Diode 1N5406 3amp 600V |
| 16 | 5 | TL5X2-500-158 | 11 Pin Relay Base |
| 17 | 1 | TL550-100-079 | 15 AMP Fuse |
| 18 | 1 | TL550-150-083 | DIN Rail Fuse Holder |

Battery

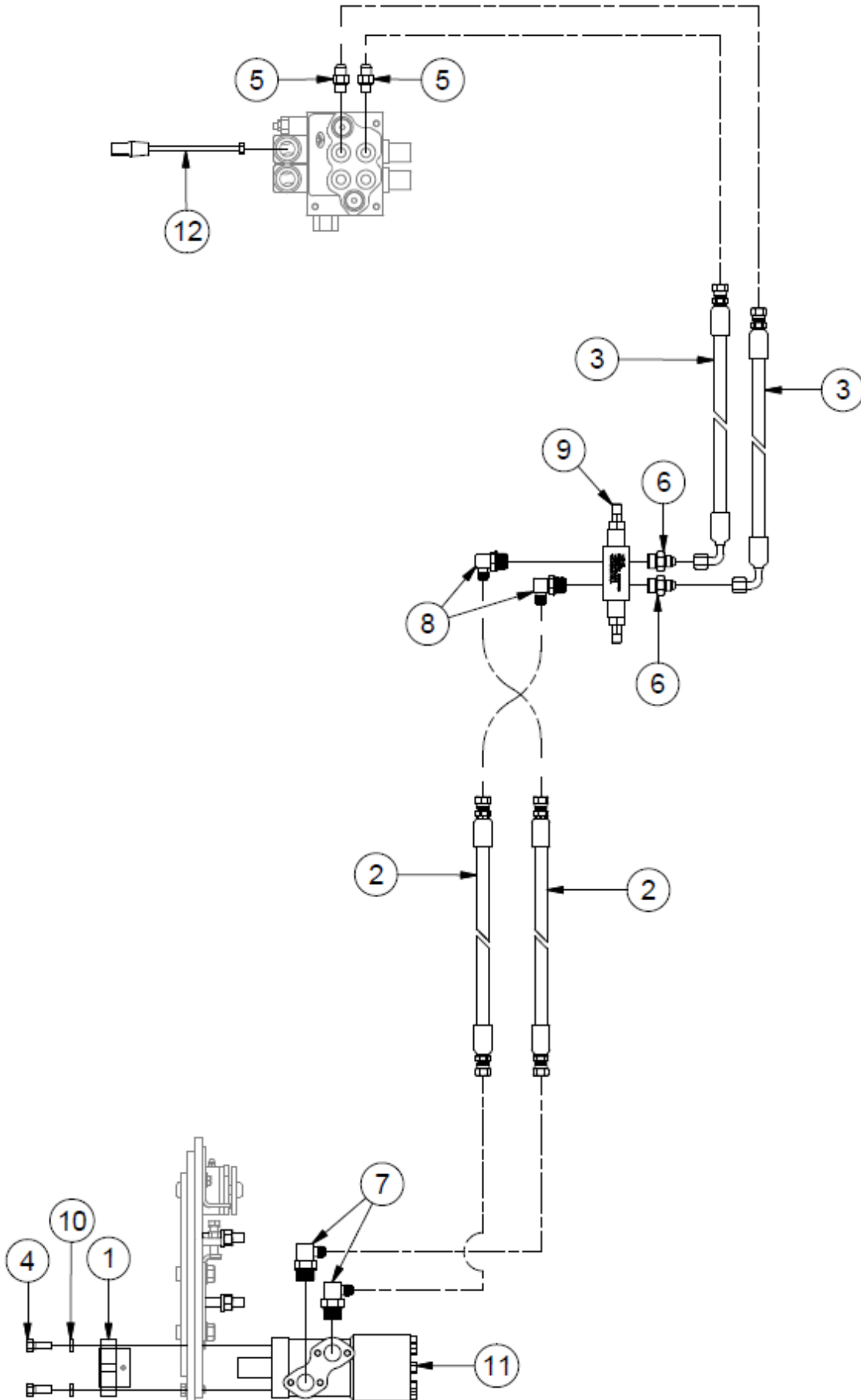


Battery

| ITEM | QTY | PART NUMBER | DESCRIPTION |
|------|-----|-------------------|--|
| 1 | 1 | 30873 | Battery Post |
| 2 | 1 | 38048 | Rubber Latch |
| 3 | 1 | 38343 | T Strap Brace |
| 4 | 1 | 44562 | Battery Cover |
| 5 | 1 | 44590 | Battery Jumper Post Mount |
| 6 | 2 | HB 3/8-16X1.0 Z5 | Hex Bolt 3/8-16 x 1" Grade 5 Zinc Plated Hex Cap Screw NC |
| 7 | 1 | HB 5/16-18X6.0 Z5 | Hex Bolt - 5/16-18 x 6 Grade 5 Zinc Hex Cap Screw |
| 8 | 1 | HB 5/16-18X7.0 Z5 | Hex Bolt - 5/16"-18 x 7" Grade 5 Zinc Plated Hex Cap Screw |
| 9 | 5 | HN 6 | Hex Nut #6-32 Zinc |
| 10 | 2 | LN 5/16 N | Locknut - 5/16-18 Type NE Zinc Plated Nylon Insert |
| 11 | 5 | MS 6X1/2 | Machine Screw #6-32x1/2 |
| 12 | 1 | TL500-301-221 | Battery Hold-Down |
| 13 | 1 | TLBATSP35 | SP-35 Interstate Battery |
| 14 | 1 | TL5X2-500-159 | Red Battery Cable |
| 15 | 1 | TL5X2-500-160 | Black Battery Cable |

Section 5: Options

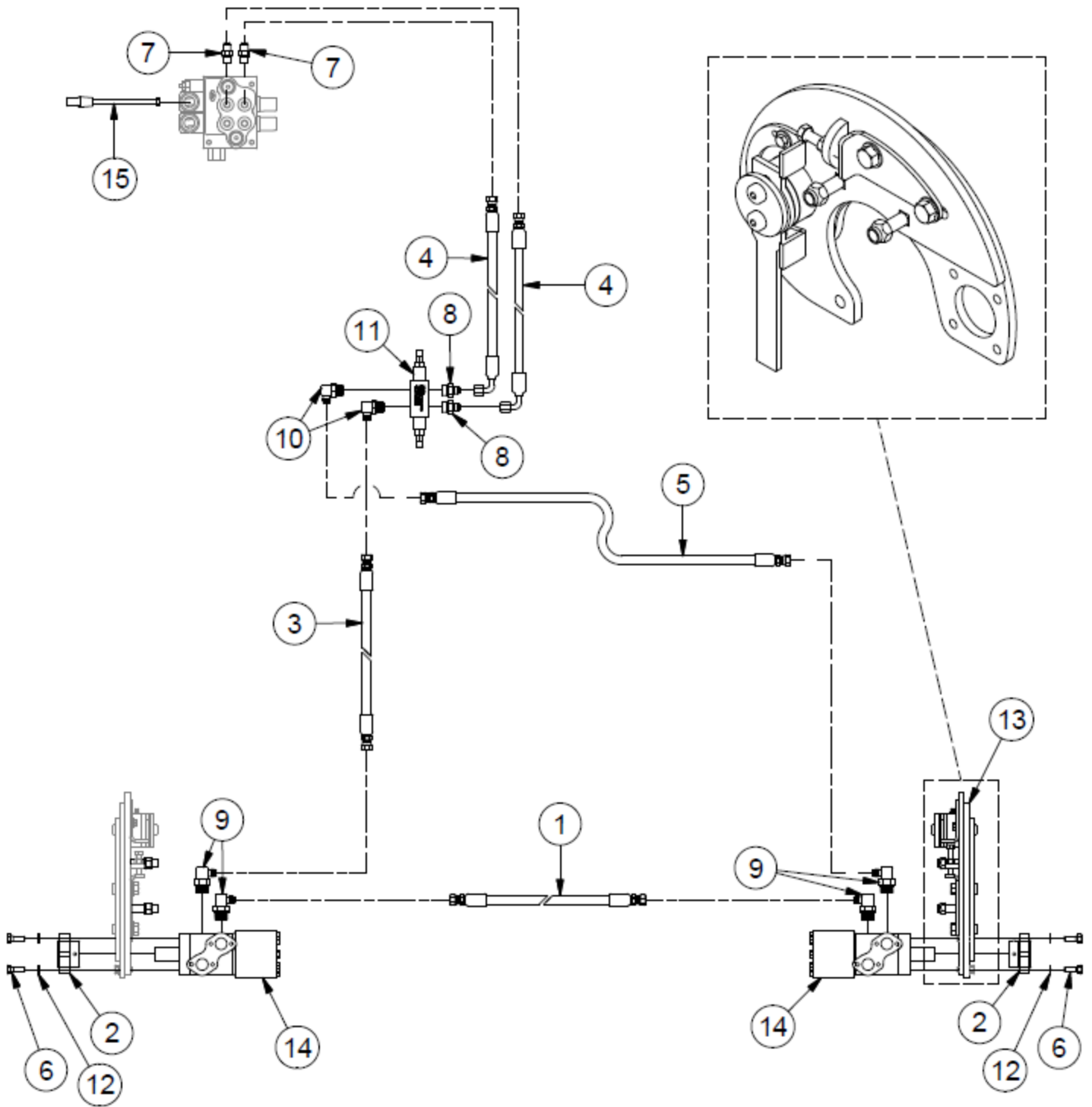
TLHPD5000 - Single Power Drive



TLHPD5000 - Single Power Drive

| ITEM | QTY | PART NUMBER | DESCRIPTION |
|------|-----|------------------|---|
| 1 | 2 | 28772 | Power Drive Sprocket for TL5500,TLR5000 |
| 2 | 2 | 30657 | HH79- 6AT1(6FJXH-6FJXH) HCL79" |
| 3 | 2 | 41512 | HH80- 6AT1(6FJXH-6FJX90S) HCL80" |
| 4 | 4 | HB 3/8-16X1.0 Z5 | Hex Bolt 3/8-16 x 1" Grade 5 Zinc Plated Hex Cap Screw NC |
| 5 | 2 | HF 6400-6-6 | Hyd Fitting |
| 6 | 2 | HF 6400-6-8 | Hyd Fitting -Male JIC - Male ORB |
| 7 | 4 | HF 6801-6-10 | Hyd. Fitting -Male JIC - Male ORB 90 Degree Elbow |
| 8 | 2 | HF 6801-6-8 | Hyd Fitting - Male JIC - Male ORB 90 Degree |
| 9 | 1 | LA-SB2000RV | Relief Valves |
| 10 | 4 | LW 3/8 | Lockwasher - 3/8" Zinc Plated Medium Split |
| 11 | 2 | VAL 1008 | Motor, Hydraulic - (BS208107A) |
| 12 | 1 | VAL 21733 | Valvoil SD/5 2 Lever Handle |

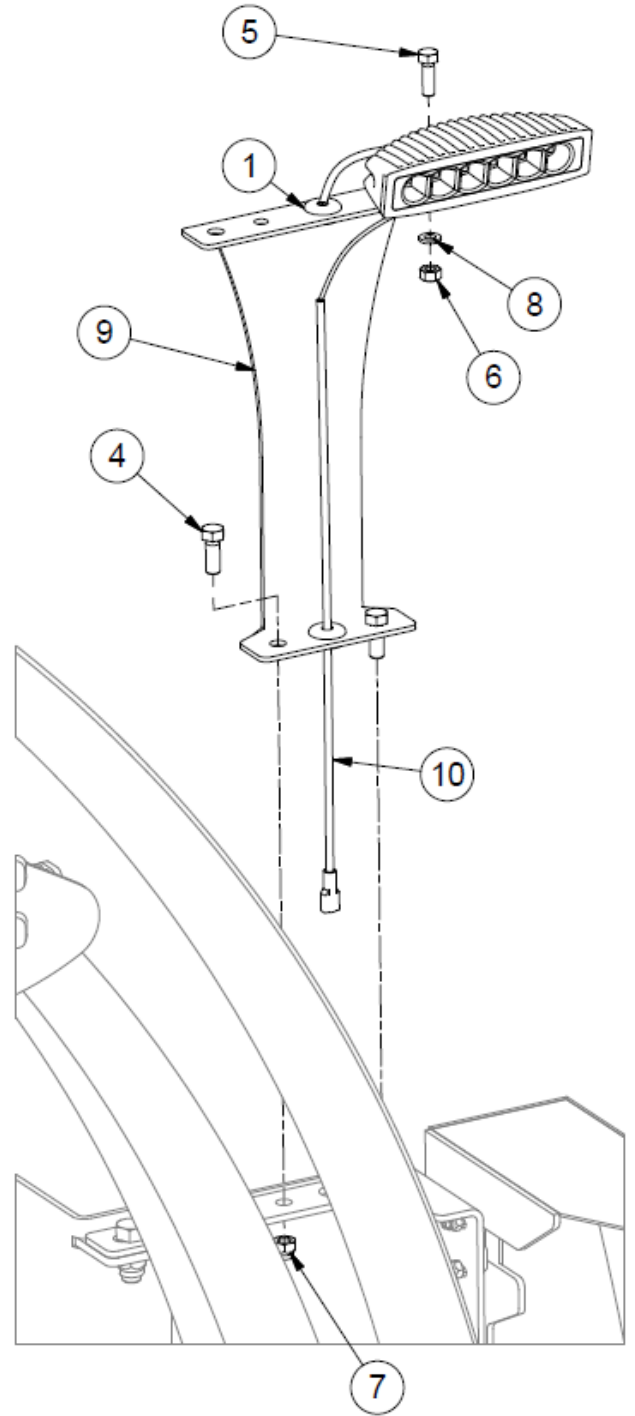
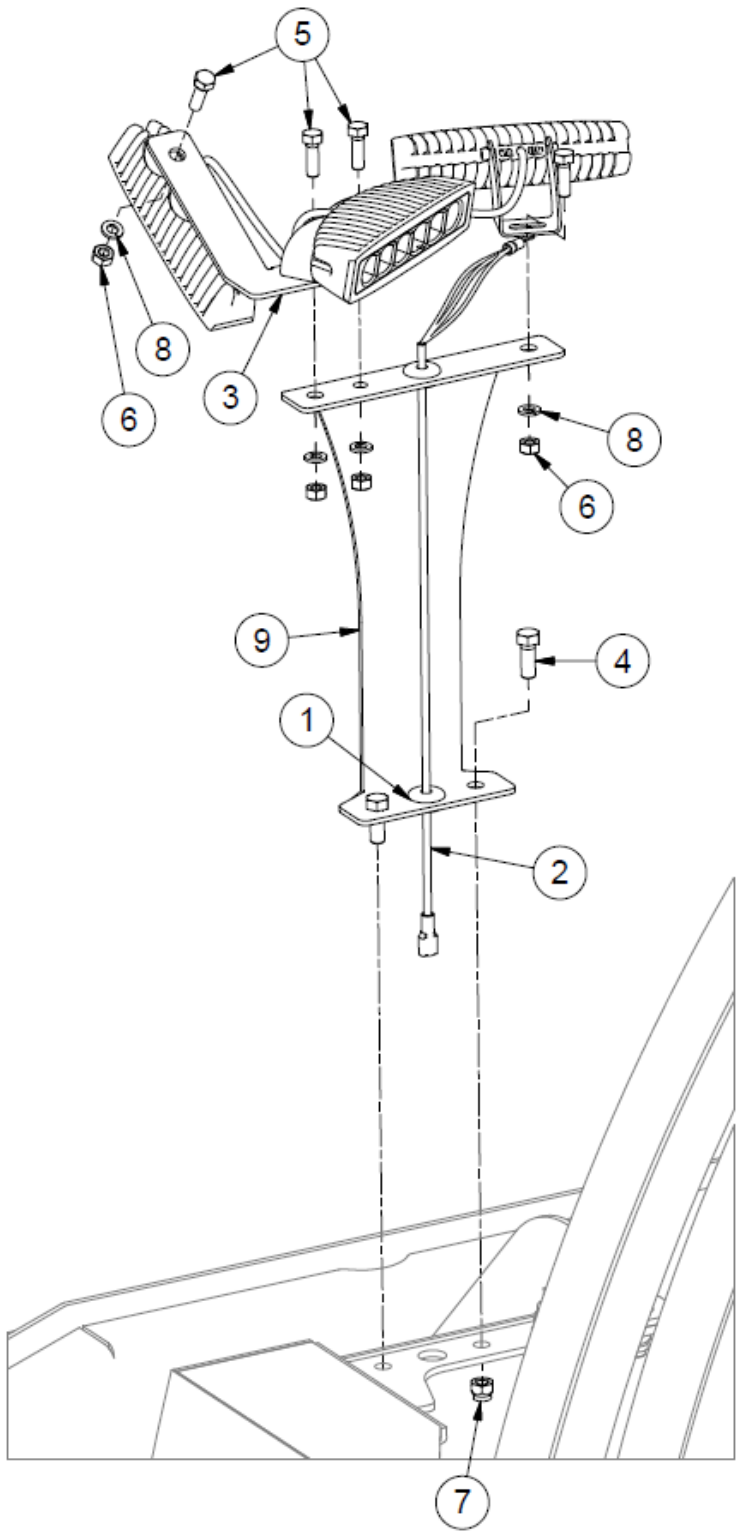
TLHPDD5000 - Dual Power Drive



TLHPDD5000 - Dual Power Drive

| ITEM | QTY | PART NUMBER | DESCRIPTION |
|------|-----|------------------|---|
| 1 | 1 | 24723 | HH108 - 6AT1(6FJIC, 6FJIC) HCL108" |
| 2 | 2 | 28772 | Power Drive Sprocket for TL5500,TLR5000 |
| 3 | 1 | 30657 | HH79- 6AT1(6FJXH-6FJXH) HCL79" |
| 4 | 2 | 41512 | HH80- 6AT1(6FJXH-6FJX90S) HCL80" |
| 5 | 1 | 41513 | HH122-6AT1(6FJXH-6FJXH) HCL122" |
| 6 | 8 | HB 3/8-16X1.0 Z5 | Hex Bolt 3/8-16 x 1" Grade 5 Zinc Plated Hex Cap Screw NC |
| 7 | 2 | HF 6400-6-6 | Hyd Fitting |
| 8 | 2 | HF 6400-6-8 | Hyd Fitting -Male JIC - Male ORB |
| 9 | 4 | HF 6801-6-10 | Hyd. Fitting -Male JIC - Male ORB 90 Degree Elbow |
| 10 | 2 | HF 6801-6-8 | Hyd Fitting - Male JIC - Male ORB 90 Degree |
| 11 | 1 | LA-SB2000RV | Relief Valves |
| 12 | 8 | LW 3/8 | Lockwasher - 3/8" Zinc Plated Medium Split |
| 13 | 1 | TL109-100-360 | Power Drive Assembly RH |
| 14 | 2 | VAL 1008 | Motor, Hydraulic - (BS208107A) |
| 15 | 1 | VAL 21733 | Valvoil SD/5 2 Lever Handle |

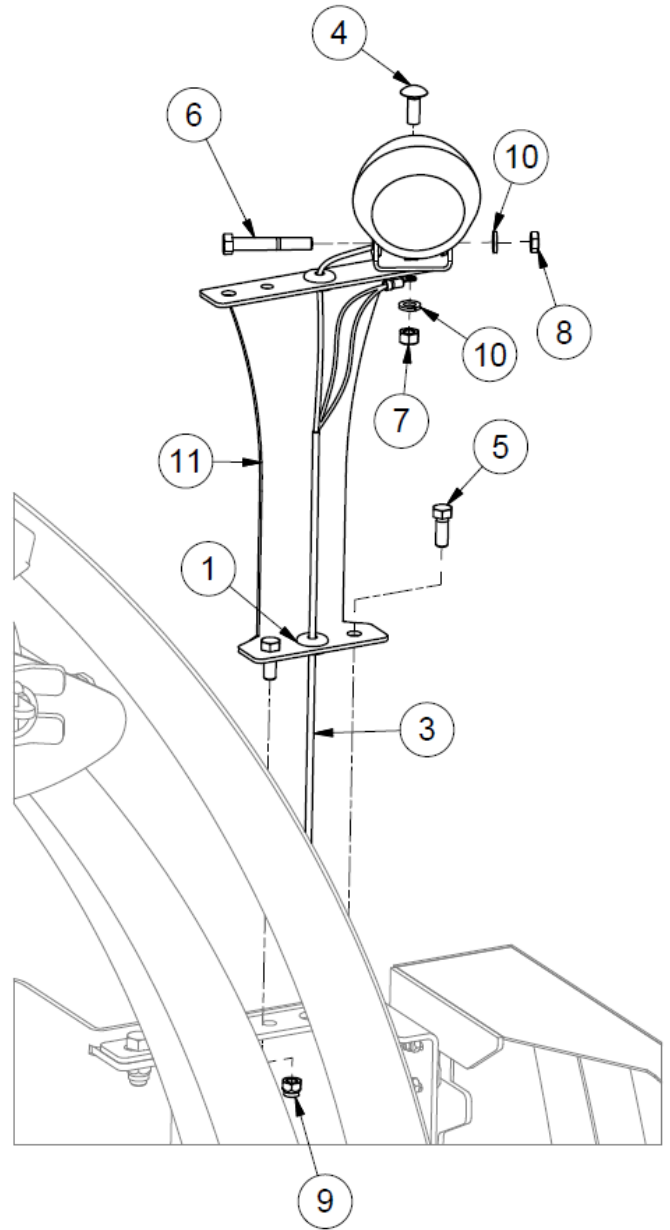
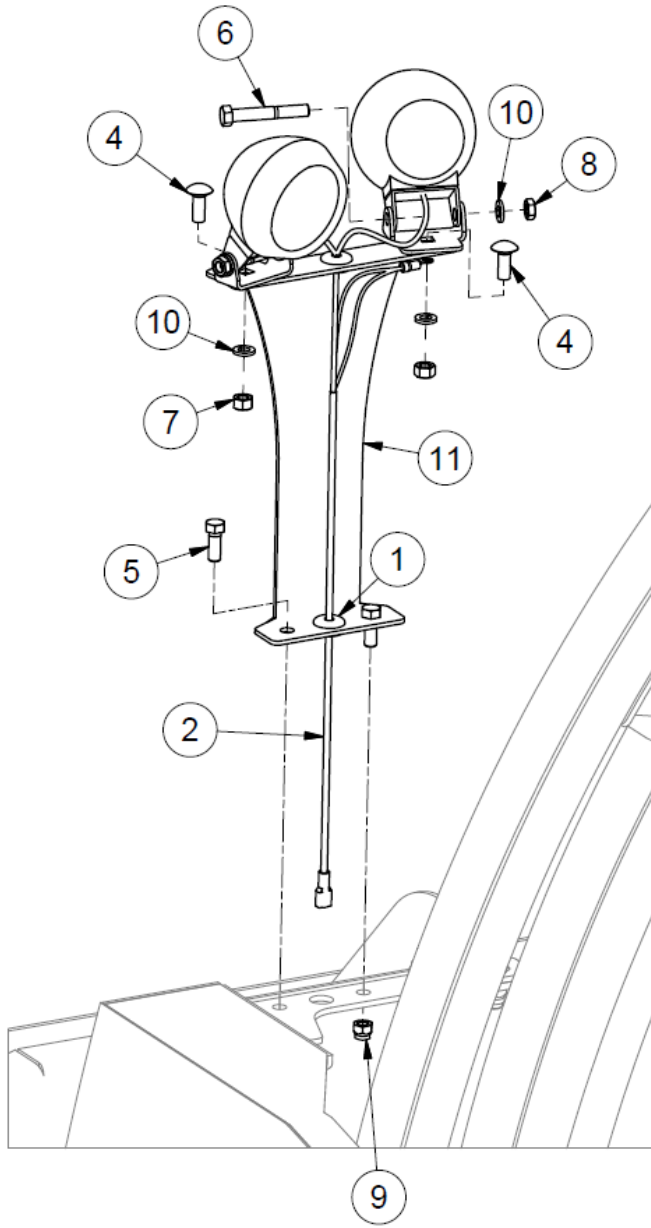
TLNWLKLED - LED Night Light Kit



TLNWLKLED - LED Night Light Kit

| ITEM | QTY | PART NUMBER | DESCRIPTION | NOTE |
|------|-----|-----------------|--|------------|
| 1 | 4 | 30862 | Grommet for Night Lights | |
| 2 | 1 | 43952 | TLNWLKLED Triple Wiring Harness | Inc Lights |
| 3 | 1 | 44864 | Control Box Light Bracket | |
| 4 | 4 | HB 3/8-16X1 Z5 | Hex Bolt 3/8-16x1 Grade 5 Zinc Plated Hex Cap Screw | |
| 5 | 5 | HB 5/16-18X1 Z5 | Hex Bolt 5/16-18x1 Grade 5 Zinc Plated Hex Cap Screw | |
| 6 | 5 | HN 5/16 | Hex Nut 5/16"-18 Grade 5 Zinc Plated Finished | |
| 7 | 4 | LN 3/8 N | LN 3/8-16 Zinc Plated Nylon Insert Lock Nut | |
| 8 | 5 | LW 5/16 | LW - 5/16" Zinc Plated Medium Split | |
| 9 | 2 | TL5X2-100-201 | Light Bracket | |
| 10 | 1 | 43953 | TLNWLKLED Single Wiring Harness | Inc Light |

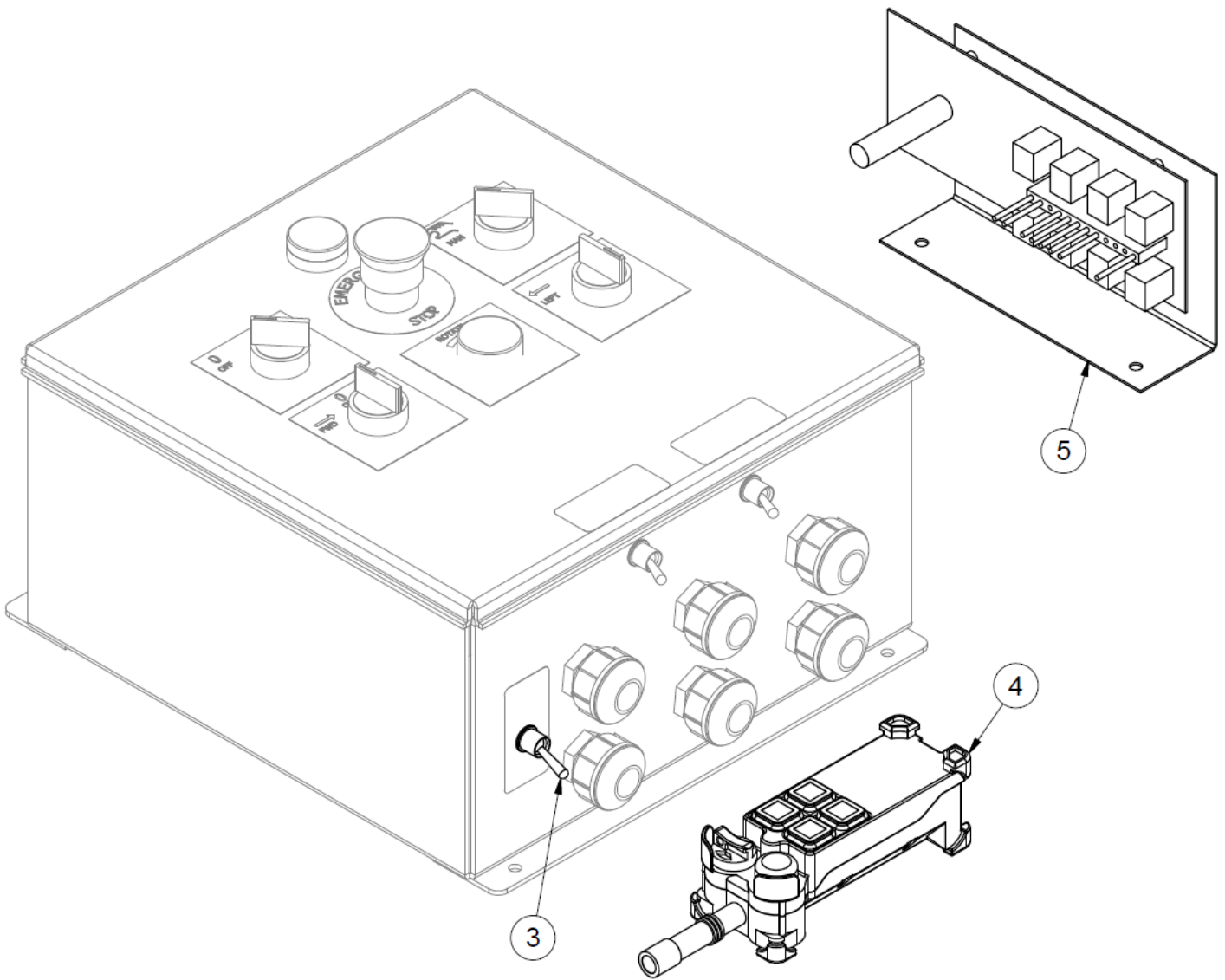
TLNWLK - Halogen Night Light Kit



TLNWLK - Halogen Night Light Kit

| ITEM | QTY | PART NUMBER | DESCRIPTION | NOTE |
|------|-----|------------------|---|------------|
| 1 | 4 | 30862 | Grommet for Night Lights | |
| 2 | 1 | 43950 | TLNWLK Twin Harness | Inc Lights |
| 3 | 1 | 43951 | TLNWLK Single Harness | Inc Light |
| 4 | 3 | CB 3/8-16 X1 Z5 | Carriage Bolt - 3/8-16 x 1" Grade 5 Zinc | |
| 5 | 4 | HB 3/8-16X1 Z5 | Hex Bolt 3/8-16x1 Grade 5 Zinc Plated Hex Cap Screw | |
| 6 | 3 | HB 3/8-24X2.5 Z5 | Hex Bolt 3/8-24x2 1/2 Grade 5 Zinc Plated Hex Cap Screw | |
| 7 | 3 | HN 3/8 | Hex Nut 3/8"-16 Grade 5 Zinc Plated Finished | |
| 8 | 3 | HN 3/8 JAM | Hex Nut - 3/8-24 Zinc Plated Hex Jam Nut | |
| 9 | 4 | LN 3/8 N | LN 3/8-16 Zinc Plated Nylon Insert Lock Nut | |
| 10 | 6 | LW 3/8 | LW - 3/8" Zinc Plated Medium Split | |
| 11 | 2 | TL5X2-100-201 | Light Bracket | |

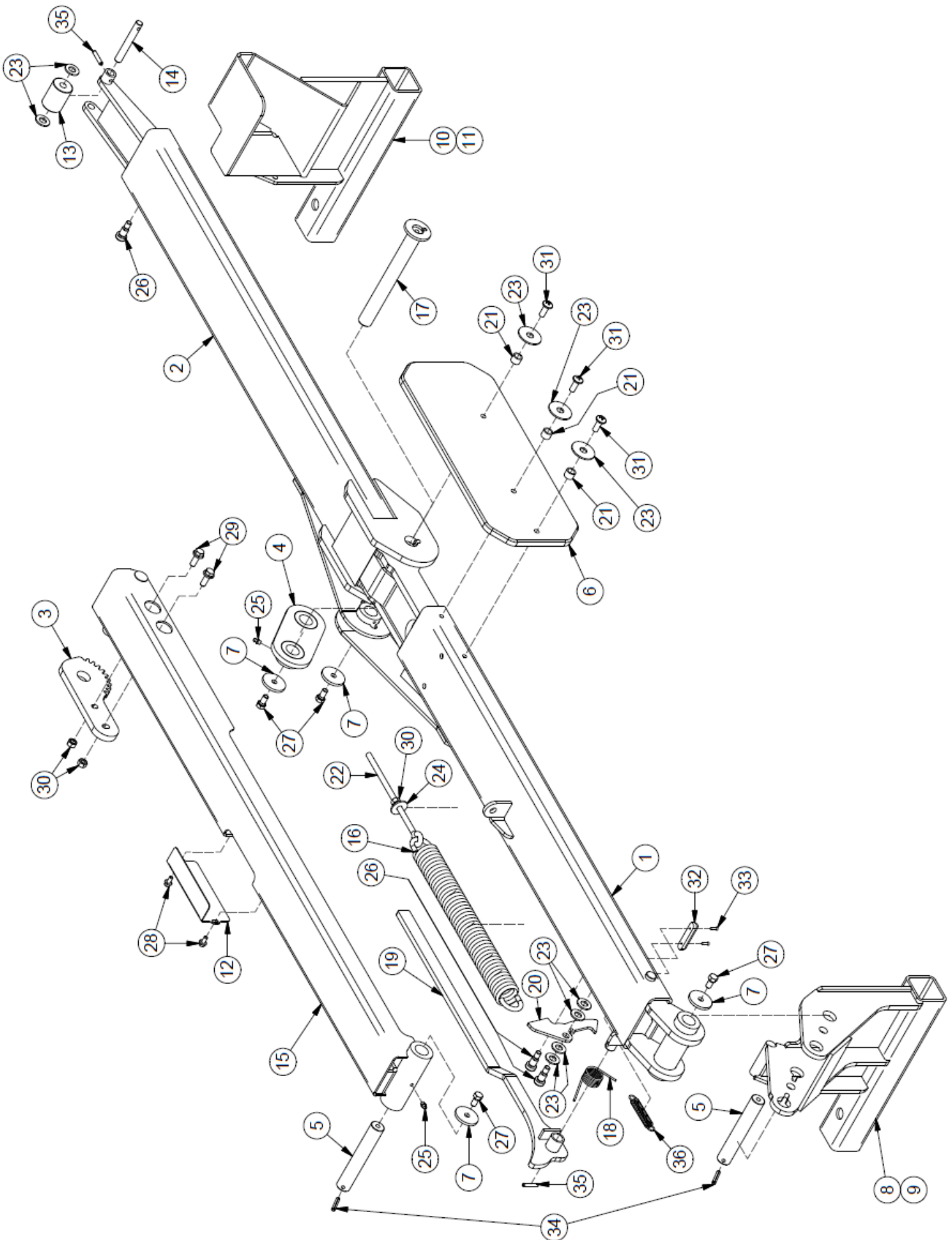
TLRSSKX2HD(E) - Remote Control Kits



TLRSKKX2HD(E) - Remote Control Kits

| ITEM | QTY | PART NUMBER | DESCRIPTION | NOTE |
|------|-----|--------------|--|-----------|
| 1 | 1 | TLRSSKX2HD | Remote Steering & Shutdown Kit X2 Series | Items 4-5 |
| 2 | 1 | TLRSSKX2HDE | Remote Steering & Shutdown Kit X2 Series (Includes Engine Start) | Items 3-5 |
| 3 | 1 | 31727 | Remote Start Stop Kit Wiring Harness for Balewrapper | |
| 4 | 1 | TLHHCX2HD | Hand Held Remote (Orange) | |
| 5 | 1 | TLR SSKX2HDL | Receiver Unit | |

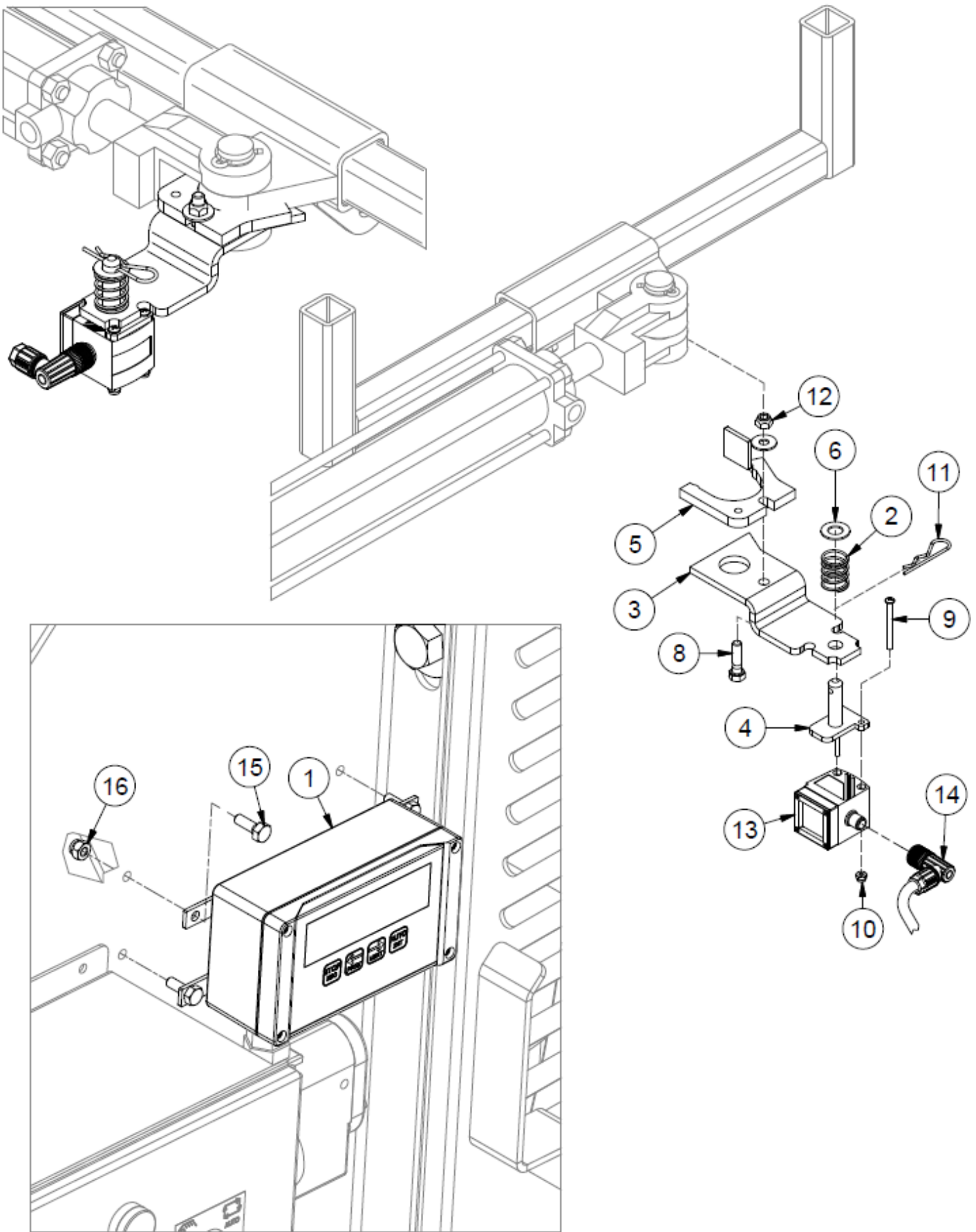
TLMPO-6000 - Bale Dispatch Arm



TLMPO-6000 - Bale Dispatch Arm

| ITEM | QTY | PART NUMBER | DESCRIPTION |
|------|-----|-------------------|---|
| 1 | 1 | 31186 | Folding Pushoff Left Arm |
| 2 | 1 | 31188 | Folding Pushoff Right Arm |
| 3 | 1 | 31192 | Top Pushoff Arm Sprocket |
| 4 | 1 | 31300 | Folding Pushoff Arm Link |
| 5 | 2 | 31301 | Pushoff Pin |
| 6 | 1 | 31302 | Rubber Pushoff Pin |
| 7 | 4 | 31303 | Pin Endcap |
| 8 | 1 | 41320 | Folding Pushoff Left Base |
| 9 | 1 | 41323 | Folding Pushoff Right Base |
| 10 | 1 | 31367 | Spring Tension Access Cover |
| 11 | 1 | 31369 | Last Pushoff Roller |
| 12 | 1 | 31385 | Pushoff Roller Pivot Pin |
| 13 | 1 | 31388 | Folding Pushoff Guide Arm |
| 14 | 1 | 31535 | Pushoff |
| 15 | 1 | 33231 | Folding Pushoff Handle |
| 16 | 1 | 36690 | Folding Pushoff Latch |
| 17 | 3 | 36942 | Rubber Plate Spacer |
| 18 | 1 | PP-00685 | Rubber Stop |
| 19 | 2 | PP-00686 | Wood Screw, #6 x 5/8" |
| 20 | 1 | 31395 | Tension Spring |
| 21 | 1 | EB3/8-16X6.0 | Eye Bolt - 3/8-16 x 6" Shank Zinc Plated Turned |
| 22 | 1 | TL550-100-069 | Throttle Spring |
| 23 | 1 | 33230 | Torsion Spring |
| 24 | 6 | FW 1/2 | Flatwasher - 1/2" Zinc Plated USS (1096) |
| 25 | 3 | FWSAE 1/2 | Flatwasher, 1/2" Zinc Plated SAE |
| 26 | 1 | FW 3/8 | Flatwasher Plated, 3/8" Zinc Plated USS (2984) |
| 27 | 3 | HB 1/2X 5/8 SS | Shoulder Bolt - 1/2" Shldr x 5/8" x 3/8-16 |
| 28 | 4 | HB 3/8-16X 3/4 Z5 | Hex Bolt - 3/8-16 x 3/4" Grade 5 Zinc Plated Hex Cap Screw NC |
| 29 | 4 | HN 3/8 | Hex Nut 3/8"-16 Grade 5 Zinc Plated Finished NC |
| 30 | 3 | MS 3/8X1 | Machine Screw Slot Head -Slot Truss Head |
| 31 | 2 | RP 14X112 | Pin - Roll Pin 1/4 x 1 1/2 |
| 32 | 2 | RP 1/4X1.1/4 | Pin - Roll Pin 1/4 x 1 1/4 |
| 33 | 2 | HBC14X12 | Hex Bolt 1/4-20 x 1/2 Grade 8.2 Zinc Flange Bolt SAE |
| 34 | 2 | HBC38X1 | Hex Bolt Cerrated |
| 35 | 7 | GR 1/4 X 28 | Grease Fitting 1/4-28 Strght-Standrd Zerk |

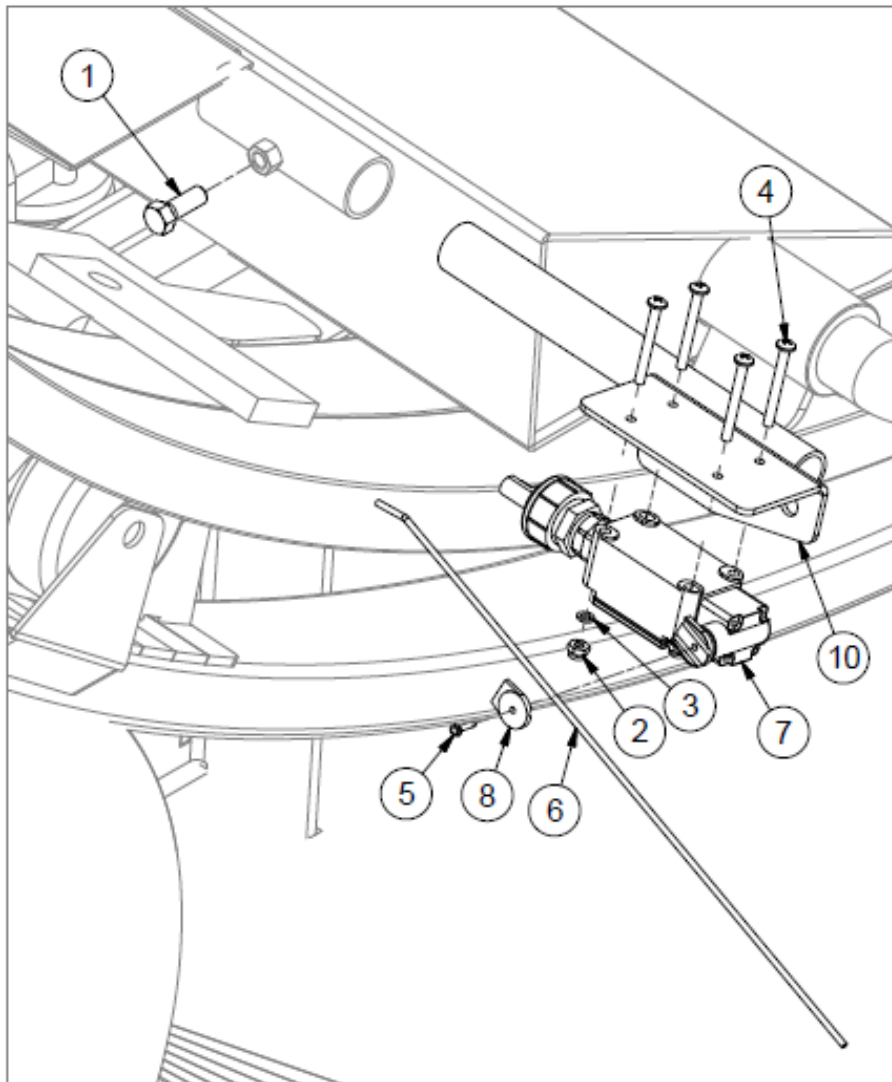
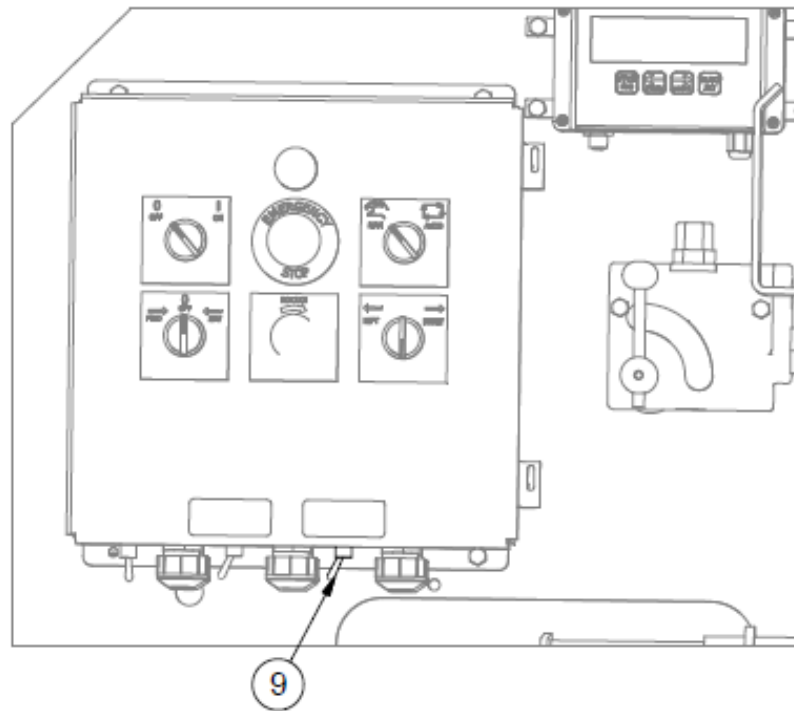
TLGS - Laser Guidance System



TLGs - Laser Guidance System

| ITEM | QTY | PART NUMBER | DESCRIPTION |
|------|-----|---------------------|--|
| 1 | 1 | 31380 | Guidance System Controller |
| 2 | 1 | 27566 | Spring Compression .97 OD x 2.0 Long |
| 3 | 1 | 39367 | Laser Pin Bracket |
| 4 | 1 | 39372 | Pivot Bracket |
| 5 | 1 | 40846 | Stiffener Plate |
| 6 | 1 | FW 1/2 | Flatwasher - 1/2" Zinc Plated USS (1096) |
| 7 | 1 | FW 5/16 | Flatwasher - 5/16" Zinc Plated USS (3840) |
| 8 | 1 | HB 5/16-18X1.1/4 Z5 | Hex Bolt - 5/16"-18 x 1 1/4" Grade 5 Zinc Plated Hex Cap Screw |
| 9 | 2 | HB 8-32X32 Z5 | Hex Bolt - #8-32 x 2 Zinc Finish Flat Socket Cap Screw |
| 10 | 2 | HN 8 | Hex Nut #8-32 Zinc |
| 11 | 1 | HP .125 X 1.5 | Hair Pin |
| 12 | 1 | LN 5/16 | Center Locknuts |
| 13 | 1 | 39387 | Wrapper Guiding System Sensor |
| 14 | 1 | 40521 | Laser Guidance System Power Cable |
| 15 | 4 | HB 1/4-20X0.75 Z5 | Hex Bolt 1/4-20x3/4 Grade 5 Zinc Plated Hex Cap Screw |
| 16 | 4 | LN 1/4 N | LN 1/4-20 Zinc Plated Nylon Insert Lock Nut |

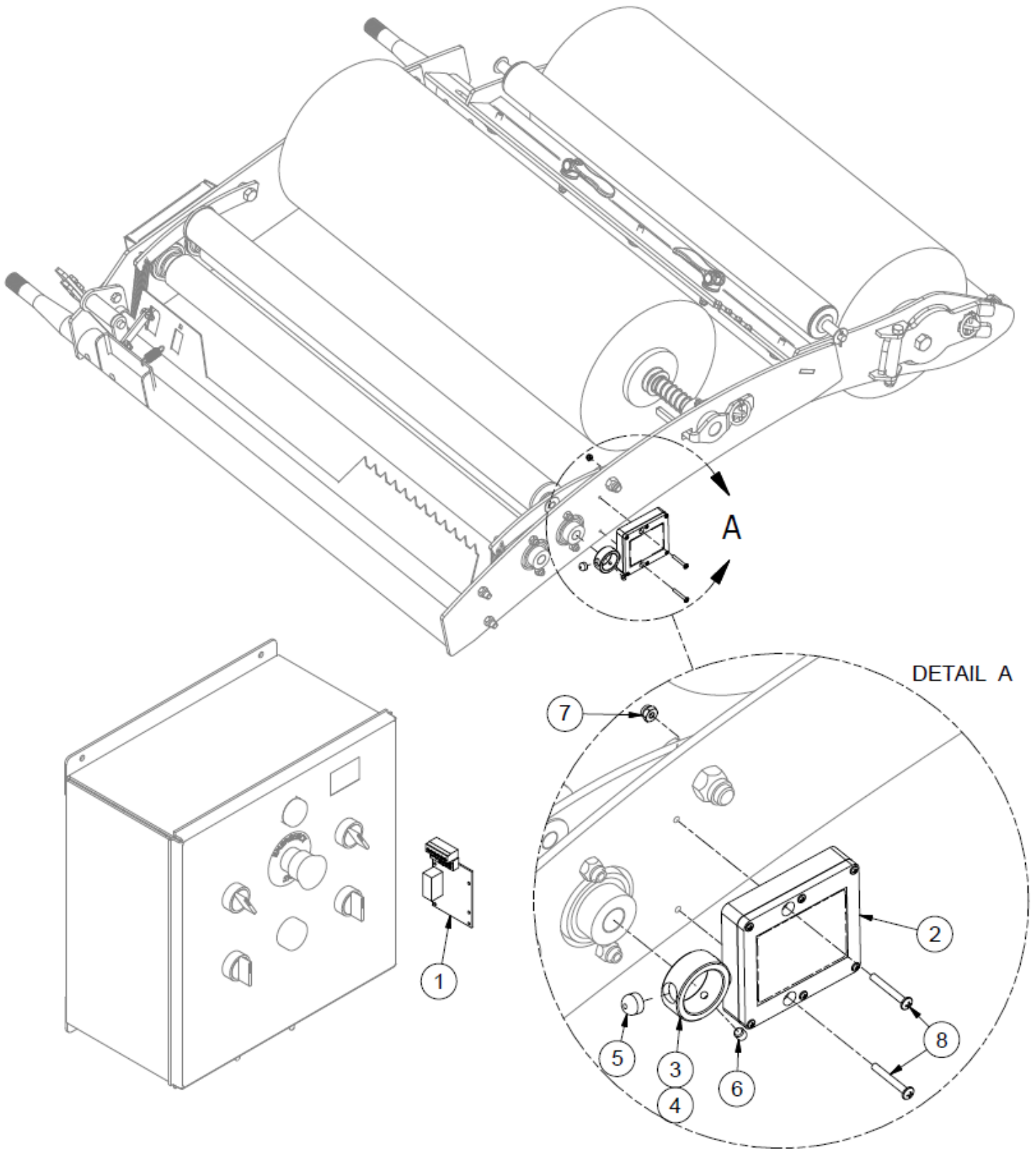
TLPSSK - Plastic Sensor Shutdown Kit



TLPSSK - Plastic Sensor Shutdown Kit

| ITEM | QTY | PART NUMBER | DESCRIPTION |
|------|-----|----------------|--|
| 1 | 1 | HB 3/8-16X1 Z5 | Hex Bolt 3/8-16x1 Grade 5 Zinc Plated Hex Cap Screw |
| 2 | 4 | LN #10 F | Center Locknuts (3/16-32) 2-Way Fine Thread |
| 3 | 4 | LW No.10 | LW - 3/16" Zinc Plated Medium Split |
| 4 | 4 | MS #10X32X1.75 | Machine Screw - (Inch) |
| 5 | 1 | MS 4 X 0.5 SDS | Machine Screw - 1/8 x 1/2 Hex Washer Head Self Drilling Screw Zinc |
| 6 | 1 | 30895 | Film Sensor Wire |
| 7 | 1 | TL109-100-348 | Film Sensor Limit Switch |
| 8 | 1 | TL550-100-082 | Wire Arm Clamp |
| 9 | 1 | TL550-200-235 | Toggle Switch |
| 10 | 1 | TLFSB2007 | Film Sensor Mounting Bracket |

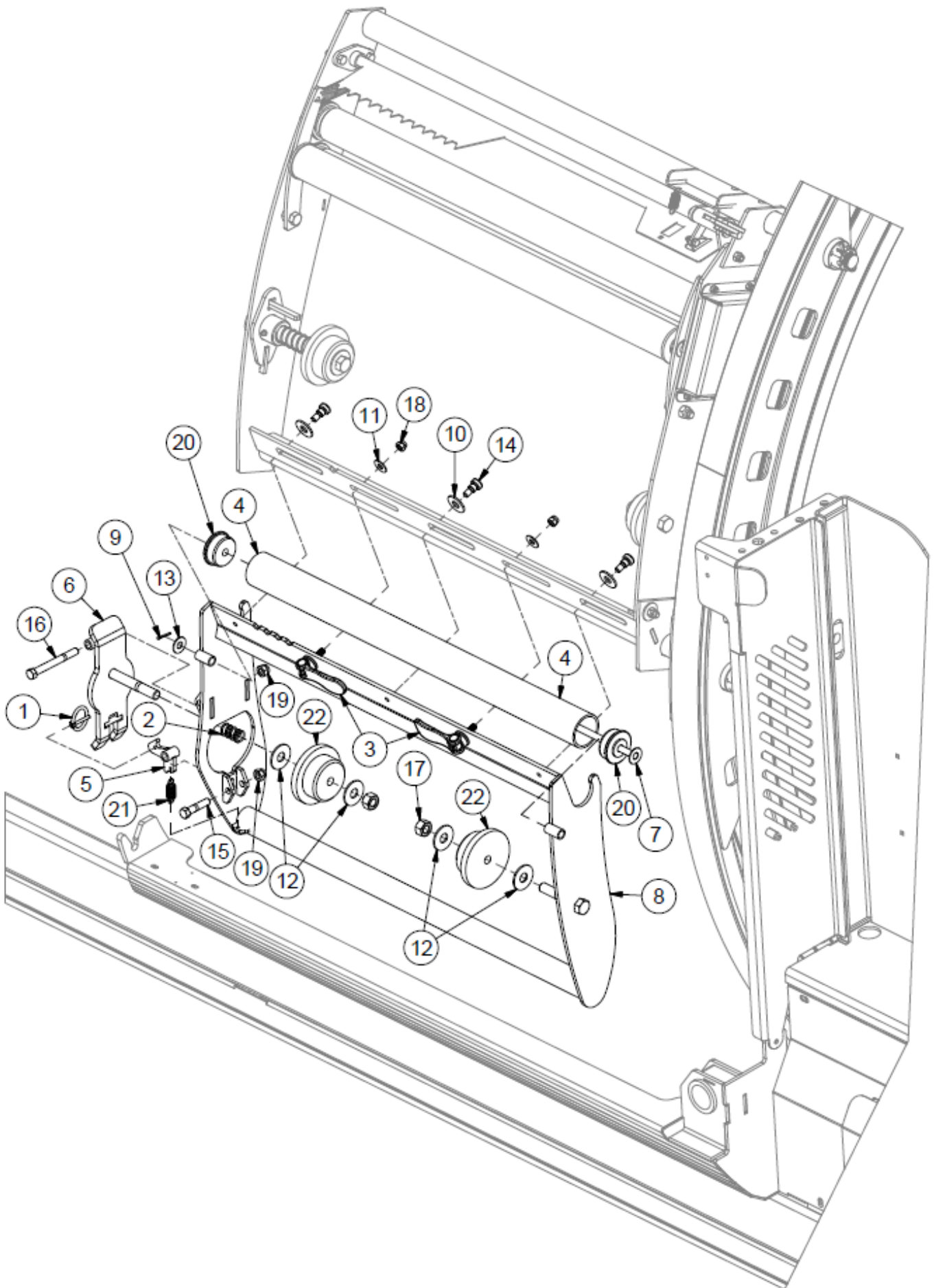
TLPSSKW - Plastic Sensor Shutdown Kit



TLPSSKW - Plastic Sensor Shutdown Kit

| ITEM | QTY | PART NUMBER | DESCRIPTION | NOTE |
|------|-----|---------------|--|-----------------|
| 1 | 1 | 41969 | Film Sensor Reciever Board | |
| 2 | 2 | 41970 | Film Sensor Transmitter Board | |
| 3 | 2 | 42697 | Film Sensor Bushing Assembly | Inc Items 4 - 6 |
| 4 | 2 | 42698 | Film Sensor Bushing | |
| 5 | 4 | 42699 | 1/2" Rare Earth Magnet | |
| 6 | 2 | SS 14X14 | Allan Head Set Screw, Cup Point Set Screw 1/4-20 x 1/4 | |
| 7 | 2 | LN #8 N | LN 3/16-32 Zinc Plated Nylon Insert Lock Nut | |
| 8 | 2 | MS #8X32X1.25 | Machine Screw - (Inch) | |

TLTWKOFF - Offset Twin Wrap Kit



TLTWKOFF - Offset Twin Wrap Kit

| ITEM | QTY | PART NUMBER | DESCRIPTION | NOTE |
|------|-----|-----------------|--|-------------------------------------|
| | 1 | TLTWKOFF | Complete Offset Twin Wrap Kit | Inc. 2 of 44277 |
| | 2 | 44277 | Offset Twin Wrap Assembly | Items 1-22 (Qty for 1 side only) |
| 1 | 1 | 25680 | Lynch Pin 3/16 X 1.5 | |
| 2 | 1 | 41916 | Twin Wrap Spring | |
| 3 | 2 | 41927 | Cam Handle | |
| 4 | 1 | 44279 | Plastic Roller | |
| 5 | 1 | 44280 | Latch Hook | |
| 6 | 1 | 44281 | Spool Latch | |
| 7 | 1 | 44282 | Twin Wrap Roller Pin | |
| 8 | 1 | 44283 | Twin Wrap Frame | |
| 9 | 1 | CP 18X1 | Pin, Cotter - 1/8" X 1.0" | |
| 10 | 3 | FW 1/2 | Flatwasher - 1/2" Zinc Plated USS | |
| 11 | 2 | FW 3/8 | Flatwasher - 3/8" Zinc Plated USS | |
| 12 | 4 | FW 5/8 | Flatwasher - 5/8" Zinc Plated USS | |
| 13 | 1 | FW 7/16 | Flatwasher - 7/16" Zinc Plated USS | |
| 14 | 3 | HB 1/2X3/8 SS | Socket Head Shoulder Screws - 1/2 Shldr x 3/8 x 3/8-16 | |
| 15 | 1 | HB 7/16-14X2 Z5 | Hex Bolt 7/16-14x2 Grade 5 Zinc Plated Hex Cap Screw | |
| 16 | 1 | HB 7/16-14X4 Z5 | Hex Bolt 7/16-14x4 Grade 5 Zinc Plated Hex Cap Screw | |
| 17 | 2 | HN 5/8 | Hex Nut 5/8"-11 Grade 5 Zinc Plated Finished | |
| 18 | 2 | LN 3/8 N | LN 3/8-16 Zinc Plated Nylon Insert Lock Nut | |
| 19 | 2 | LN 7/16 N | LN 7/16-14 Zinc Plated Nylon Insert Lock Nut | |
| 20 | 2 | TL500-100-021 | Plastic Roller Cap | |
| 21 | 1 | TL500-100-062 | Trigger Spring | |
| 22 | 2 | TL550-200-012 | Plastic Wrap Spool | |

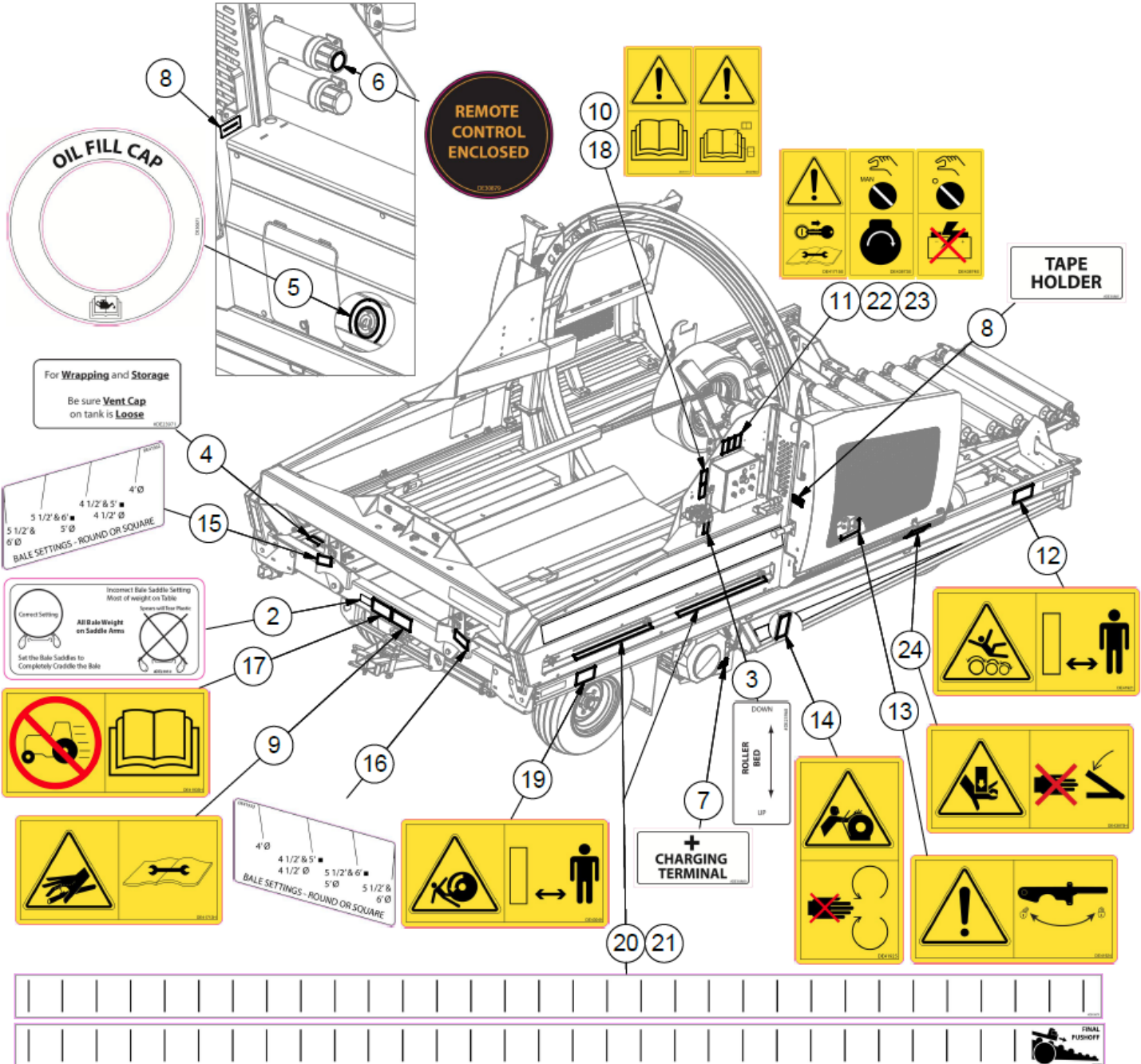
TLRF - Suspension Axle

TLRF - Suspension Axle

Section 6: Decals

Safety Decal Locations

NOTE: Decals not to scale.














Safety Decal List

| ITEM | QTY | PART NUMBER | DESCRIPTION | NOTE |
|------|-----|-------------|--|----------|
| 1 | 1 | DE23941 | Canada/USA Patent Decal | See pg.I |
| 2 | 1 | DE23959 | Bale Settings Correct and Incorrect Decal | |
| 3 | 1 | DE23968 | Roller Bed Decal | |
| 4 | 1 | DE23971 | Wrapping and Storage Decal | |
| 5 | 1 | DE30871 | Oil Fill Cap Decal | |
| 6 | 1 | DE30879 | Remote Enclosed Decal | |
| 7 | 1 | DE30880 | Charging Terminal Decal | |
| 8 | 2 | DE30881 | Tape Holder Decal | |
| 9 | 1 | DE41713H | ISO Decal - High Pressure Fluid Horizontal | |
| 10 | 1 | DE41714S | ISO Decal - Read Operator's Manual | |
| 11 | 1 | DE41715S | ISO Decal - Remove Key Before Repair | |
| 12 | 2 | DE41921 | ISO Decal - Do Not Stand on Rollers | |
| 13 | 1 | DE41924 | ISO Decal - TL6000 Transport Lock Arm | |
| 14 | 1 | DE41925 | ISO Decal - Hoop Wheel Entanglement | |
| 15 | 1 | DE41932 | Right Bale Saddle Decal | |
| 16 | 1 | DE41933 | Left Bale Saddle Decal | |
| 17 | 1 | DE41935H | ISO Decal - Transport Speed Limit | |
| 18 | 1 | DE42784S | ISO Decal - Read OM Decal Section | |
| 19 | 2 | DE43049 | ISO Decal - Wheel Crush | |
| 20 | 1 | DE43494 | Limit Switch Hoop Start | |
| 21 | 1 | DE43682 | Last Pushoff Return Decal | |
| 22 | 1 | DE43873S | ISO Decal - Engine Start in MAN | |
| 23 | 1 | DE43874S | ISO Decal - Panel OFF Before Boosting | |
| 24 | 1 | DE43875H | ISO Decal - Hand Crush | |
| 25 | 1 | DECANADA | Decal Made In Canada | See pg.I |

Imperial Torque Value Chart

UNIFIED INCH BOLT AND CAP SCREW TORQUE VALUES

| | | | | | | |
|-----------------------------|---|---|---|---|---|---|
| SAE Grade and Head Markings | 1 or 2 ^b | 5 | 5.1 | 5.2 | 8 | 8.2 |
| | NO MARK  |  |  |  |  |  |
| SAE Grade and Nut Markings | 2 | 5 | | 8 | | |
| | NO MARK  |  |  |  |  | |

T81162 -19-03M4109

| Size | Grade 1 | | | | Grade 2 ^b | | | | Grade 5, 5.1, or 5.2 | | | | Grade 8 or 8.2 | | | |
|-------|-------------------------|-------|------------------|-------|-------------------------|-------|------------------|-------|-------------------------|-------|------------------|-------|-------------------------|-------|------------------|-------|
| | Lubricated ^a | | Dry ^a | | Lubricated ^a | | Dry ^a | | Lubricated ^a | | Dry ^a | | Lubricated ^a | | Dry ^a | |
| | N-m | lb-ft | N-m | lb-ft | N-m | lb-ft | N-m | lb-ft | N-m | lb-ft | N-m | lb-ft | N-m | lb-ft | N-m | lb-ft |
| 1/4 | 3.7 | 2.8 | 4.7 | 3.5 | 6 | 4.5 | 7.5 | 5.5 | 9.5 | 7 | 12 | 9 | 13.5 | 10 | 17 | 12.5 |
| 5/16 | 7.7 | 5.5 | 10 | 7 | 12 | 9 | 15 | 11 | 20 | 15 | 25 | 18 | 28 | 21 | 35 | 26 |
| 3/8 | 14 | 10 | 17 | 13 | 22 | 16 | 27 | 20 | 35 | 26 | 44 | 33 | 50 | 36 | 63 | 46 |
| 7/16 | 22 | 16 | 28 | 20 | 35 | 26 | 44 | 32 | 55 | 41 | 70 | 52 | 80 | 58 | 100 | 75 |
| 1/2 | 33 | 25 | 42 | 31 | 53 | 39 | 67 | 50 | 85 | 63 | 110 | 80 | 120 | 90 | 150 | 115 |
| 9/16 | 48 | 36 | 60 | 45 | 75 | 56 | 95 | 70 | 125 | 90 | 155 | 115 | 175 | 130 | 225 | 160 |
| 5/8 | 67 | 50 | 85 | 62 | 105 | 78 | 135 | 100 | 170 | 125 | 215 | 160 | 240 | 175 | 300 | 225 |
| 3/4 | 120 | 87 | 150 | 110 | 190 | 140 | 240 | 175 | 300 | 225 | 375 | 280 | 425 | 310 | 550 | 400 |
| 7/8 | 190 | 140 | 240 | 175 | 190 | 140 | 240 | 175 | 490 | 360 | 625 | 450 | 700 | 500 | 875 | 650 |
| 1 | 290 | 210 | 360 | 270 | 290 | 210 | 360 | 270 | 725 | 540 | 925 | 675 | 1050 | 750 | 1300 | 975 |
| 1-1/8 | 400 | 300 | 510 | 375 | 400 | 300 | 510 | 375 | 900 | 675 | 1150 | 850 | 1450 | 1075 | 1850 | 1350 |
| 1-1/4 | 570 | 425 | 725 | 530 | 570 | 425 | 725 | 530 | 1300 | 950 | 1650 | 1200 | 2050 | 1500 | 2600 | 1950 |
| 1-3/8 | 750 | 550 | 950 | 700 | 750 | 550 | 950 | 700 | 1700 | 1250 | 2150 | 1550 | 2700 | 2000 | 3400 | 2550 |
| 1-1/2 | 1000 | 725 | 1250 | 925 | 990 | 725 | 1250 | 930 | 2250 | 1650 | 2850 | 2100 | 3600 | 2650 | 4550 | 3350 |

DO NOT use these values if a different torque value or tightening procedure is given for a specific application. Torque values listed are for general use only. Check tightness of fasteners periodically.

Shear bolts are designed to fail under predetermined loads. Always replace shear bolts with identical grade.

^a "Lubricated" means coated with a lubricant such as engine oil, or fasteners with phosphate and oil coatings. "Dry" means plain or zinc plated without any lubrication.

^b Grade 2 applies for hex cap screws (not hex bolts) up to 152 mm (6-in.) long. Grade 1 applies for hex cap screws over 152 mm (6-in.) long, and for all other types of bolts and screws of any length.





















Fasteners should be replaced with the same or higher grade. If higher grade fasteners are used, these should only be tightened to the strength of the original.

Make sure fasteners threads are clean and that you properly start thread engagement. This will prevent them from failing when tightening.

Tighten plastic insert or crimped steel-type lock nuts to approximately 50 percent of the dry torque shown in the chart, applied to the nut, not to the bolt head. Tighten toothed or serrated-type lock nuts to the full torque value.

Metric Torque Value Chart

METRIC BOLT AND CAP SCREW TORQUE VALUES

| | | | | | | | | | | |
|----------------------------------|---|---|---|---|---|---|--|---|---|---|
| Property Class and Head Markings | 4.8 | | 8.8 | | 9.8 | | 10.9 | | 12.9 | |
| |  |  |  |  |  |  |  |  |  |  |
| Property Class and Nut Markings | 5 | | 10 | | 10 | | 10 | | 12 | |
| |  |  |  |  |  |  |  |  |  |  |

| Size | Class 4.8 | | | | Class 8.8 or 9.8 | | | | Class 10.9 | | | | Class 12.9 | | | |
|------|-------------|-------|------|-------|------------------|-------|------|-------|-------------|-------|------|-------|-------------|-------|------|-------|
| | Lubricated* | | Dry* | | Lubricated* | | Dry* | | Lubricated* | | Dry* | | Lubricated* | | Dry* | |
| | N-m | lb-ft | N-m | lb-ft | N-m | lb-ft | N-m | lb-ft | N-m | lb-ft | N-m | lb-ft | N-m | lb-ft | N-m | lb-ft |
| M6 | 4.8 | 3.5 | 6 | 4.5 | 9 | 6.5 | 11 | 8.5 | 13 | 9.5 | 17 | 12 | 15 | 11.5 | 19 | 14.5 |
| M8 | 12 | 8.5 | 15 | 11 | 22 | 16 | 28 | 20 | 32 | 24 | 40 | 30 | 37 | 28 | 47 | 35 |
| M10 | 23 | 17 | 29 | 21 | 43 | 32 | 55 | 40 | 63 | 47 | 80 | 60 | 75 | 55 | 95 | 70 |
| M12 | 40 | 29 | 50 | 37 | 75 | 55 | 95 | 70 | 110 | 80 | 140 | 105 | 130 | 95 | 165 | 120 |
| M14 | 63 | 47 | 80 | 60 | 120 | 88 | 150 | 110 | 175 | 130 | 225 | 165 | 205 | 150 | 260 | 190 |
| M16 | 100 | 73 | 125 | 92 | 190 | 140 | 240 | 175 | 275 | 200 | 350 | 255 | 320 | 240 | 400 | 300 |
| M18 | 135 | 100 | 175 | 125 | 260 | 195 | 330 | 250 | 375 | 275 | 475 | 350 | 440 | 325 | 560 | 410 |
| M20 | 190 | 140 | 240 | 180 | 375 | 275 | 475 | 350 | 530 | 400 | 675 | 500 | 625 | 460 | 800 | 580 |
| M22 | 260 | 190 | 330 | 250 | 510 | 375 | 650 | 475 | 725 | 540 | 925 | 675 | 850 | 625 | 1075 | 800 |
| M24 | 330 | 250 | 425 | 310 | 650 | 475 | 825 | 600 | 925 | 675 | 1150 | 850 | 1075 | 800 | 1350 | 1000 |
| M27 | 490 | 360 | 625 | 450 | 950 | 700 | 1200 | 875 | 1350 | 1000 | 1700 | 1250 | 1600 | 1150 | 2000 | 1500 |
| M30 | 675 | 490 | 850 | 625 | 1300 | 950 | 1650 | 1200 | 1850 | 1350 | 2300 | 1700 | 2150 | 1600 | 2700 | 2000 |
| M33 | 900 | 675 | 1150 | 850 | 1750 | 1300 | 2200 | 1650 | 2500 | 1850 | 3150 | 2350 | 2900 | 2150 | 3700 | 2750 |
| M36 | 1150 | 850 | 1450 | 1075 | 2250 | 1650 | 2850 | 2100 | 3200 | 2350 | 4050 | 3000 | 3750 | 2750 | 4750 | 3500 |

DO NOT use these values if a different torque value or tightening procedure is given for a specific application. Torque values listed are for general use only. Check tightness of fasteners periodically.

Shear bolts are designed to fail under predetermined loads. Always replace shear bolts with identical property class.

Fasteners should be replaced with the same or higher property class. If higher property class fasteners are used, these should only be tightened to the strength of the original.

* "Lubricated" means coated with a lubricant such as engine oil, or fasteners with phosphate and oil coatings. "Dry" means plain or zinc plated without any lubrication.

Make sure fasteners threads are clean and that you properly start thread engagement. This will prevent them from failing when tightening.

Tighten plastic insert or crimped steel-type lock nuts to approximately 50 percent of the dry torque shown in the chart, applied to the nut, not to the bolt head. Tighten toothed or serrated-type lock nuts to the full torque value.

Index

| | |
|---|------|
| 13hp Throttle Linkage | .2-5 |
| 20hp Throttle Linkage | .2-7 |
| Bale Deck | 1-24 |
| Bale Saddles | 1-26 |
| Battery | .4-3 |
| Control Panel | .4-1 |
| Cylinder Supports | 1-16 |
| Front Corners | 1-18 |
| Front Pushoff | 1-22 |
| Guide Rollers - Standard | 1-40 |
| Hoop | .1-2 |
| Hoop Drive | .1-4 |
| Hydraulic Layout - Front Circuits | .3-1 |
| Hydraulic Layout - Rear Circuits | .3-3 |
| Hydraulic Oil Tank | .3-5 |
| Imperial Torque Value Chart | .7-1 |
| Inline Wrapper 3 Year Limited Warranty Statement (<i>Excludes Individual Wrapper</i>) | II |
| Left Hoop Brace | .1-8 |
| Maintenance Guard | 1-14 |
| Manuals | I |
| Metric Torque Value Chart | .8-1 |
| Parking Brake | 1-36 |
| Part Orders | I |
| Parts Manual | I |
| Parts Manual Usage | I |
| Plastic Film Carrier | .1-6 |
| Rear Axle | 1-34 |
| Rear Light Brackets | 1-38 |
| Right Hoop Brace. | 1-10 |
| Roller Bed | 1-32 |
| Safety Decal List | .6-2 |
| Safety Decal Locations | .6-1 |
| Safety Guard | 1-12 |
| Section 1: Basic Parts | .1-1 |
| Section 2: Engines | .2-1 |
| Section 3: Hydraulics | .3-1 |
| Section 4: Electrical | .4-1 |
| Section 5: Options | .5-1 |
| Section 6: Decals | .6-1 |
| Serial Number. | I |
| Side Rails | 1-20 |
| Steering. | 1-30 |
| Table Trigger | 1-28 |
| TL13HP - 13hp Honda | .2-1 |

| | |
|--|------|
| TL20HP - 20hp Honda | .2-3 |
| TLGS - Laser Guidance System | 5-13 |
| TLHPD5000 - Single Power Drive | .5-1 |
| TLHPDD5000 - Dual Power Drive | .5-3 |
| TLMPO-6000 - Bale Dispatch Arm | 5-11 |
| TLNWLK - Halogen Night Light Kit | .5-7 |
| TLNWLKLED - LED Night Light Kit | .5-5 |
| TLPSSK - Plastic Sensor Shutdown Kit | 5-15 |
| TLRF - Suspension Axle | 5-19 |
| TLRSSKX2HD(E) - Remote Control Kits | .5-9 |
| TLTWKOFF - Offset Twin Wrap Kit | 5-17 |



WARNING

The engine exhaust from this product contains chemicals known in the state of California to cause cancer, birth defects, or other reproductive harm.

TUBE•LINE™